



# PUBLIC PROCUREMENT REGULATORY AUTHORITY (PPRA)

**NAKURU WATER AND SANITATION SERVICES  
COMPANY LIMITED.**

**TENDER NO. NAWASSCO/05/2024/2025.**

**SUPPLY AND DELIVERY OF WATER METERS.**

NAKURU WATER AND SANITATION SERVICES COMPANY LIMITED

P.O. BOX 16314

NAKURU.

[info@nakuruwater.co.ke](mailto:info@nakuruwater.co.ke)

## **TABLE OF CONTENTS.**

<b>PREFACE.....</b>	<b>iii</b>
<b>APPENDIX TO THE PREFACE.....</b>	<b>iv</b>
<b>GUIDELINES FOR PREPARATION OF TENDER DOCUMENTS.....</b>	<b>iv</b>
1. GENERAL.....	iv
2. PART 1 - TENDERING PROCEDURES.....	iv
3. PART 2 – PROCUREMENT ENTITY'S REQUIREMENTS.....	v
4. PART 3 – CONDITIONS OF CONTRACT AND CONTRACT FORMS.....	v
<b>INVITATION TO TENDER.....</b>	<b>vii</b>
<b>Section I - Instructions to Tenderers.....</b>	<b>1</b>
<b>A General Provisions.....</b>	<b>1</b>
1 Scope of Tender .....	
2 Fraud and Corruption.....	1
3 Eligible Tenderers.....	1
4 Eligible Goods and Related Services.....	3
<b>B. Contents of Request for Tenders Document.....</b>	<b>3</b>
5. Sections of Tendering Document.....	3
6 Clarification of Tender Document.....	4
7 Amendment of Tender Document.....	4
<b>C. Preparation of Tenders.....</b>	<b>5</b>
8 Cost of Tendering.....	5
9 Language of Tender.....	5
10 Documents Comprising the Tender.....	5
11 Form of Tender and Price Schedules.....	5
12 Alternative Tenders.....	6
13 Tender Prices and Discounts.....	6
14 Currencies of Tender and Payment.....	7
15 Documents Establishing the Eligibility and Conformity of the Goods and Related Services.....	7
16 Documents Establishing the Eligibility and Qualifications of the Tenderer.....	7
17 Period of Validity of Tenders.....	8
18 Tender Security.....	8
19 Format and Signing of Tender.....	9
<b>D. Submission and Opening of Tenders.....</b>	<b>9</b>
20 Sealing and Marking of Tenders.....	9
21 Deadline for Submission of Tenders.....	10
22 Late Tenders.....	10
23 Withdrawal, Substitution, and Modification of Tenders.....	10
24 Tender Opening.....	10
<b>E. Evaluation and Comparison of Tenders.....</b>	<b>11</b>
25 Confidentiality.....	11
26 Clarification of Tenders.....	11
27 Deviations, Reservations, and Omissions.....	12
28 Determination of Responsiveness.....	12
29 Non-conformities, Errors and Omissions.....	12
30 Correction of Arithmetical Errors.....	13
31 Conversion to Single Currency.....	13
32 Margin of Preference and Reservations.....	13
33 Evaluation of Tenders.....	13
34 Comparison of Tenders.....	14
35 Abnormally Low Tenders.....	14

36.	Abnormally High Tenders.....	14
37.	Post Qualification of the Tenderer.....	15
38.	Lowest Evaluated Tender.....	15
39.	Procuring Entity's Right to Accept Any Tender, and to Reject Any or All.....	15
<b>F.</b>	<b>Award of Contract.....</b>	<b>15</b>
40.	Award Criteria.....	15
41.	Notice of Intention to enter into a Contract.....	16
42.	Standstill Period.....	16
43.	Debriefing by the Procuring Entity.....	16
44.	Letter of Award.....	16
45.	Signing of Contract.....	16
46.	Performance Security.....	16
47.	Publication of Procurement Contract.....	17
48.	Procurement Related Complaint.....	17
	<b>SECTION II – TENDER DATA SHEET (TDS).....</b>	<b>18</b>
	<b>SECTION III - EVALUATION AND QUALIFICATION CRITERIA.....</b>	<b>22</b>
1.	General Provisions.....	22
2.	Evaluation of Tenders (ITT 33).....	22
3.	MARGIN OF PREFERENCE.....	25
4.	Post Qualification of Tenderers (ITT 37).....	25
	<b>SECTION IV - TENDERING FORMS.....</b>	<b>28</b>
	Form of Tender.....	29
	Certificate of Independent Tender Determination .....	32
	Self-declaration Forms.....	33
	Appendix 1 - Fraud and Corruption.....	36
	Tenderer Information Form .....	38
	Tenderer's Eligibility- Confidential Business Questionnaire Form .....	39
	Tenderer's JV Members Information Form.....	42
	Price Schedule Forms.....	43
	FORM OF TENDER SECURITY - DEMAND BANK GUARANTEE.....	49
	FORM OF TENDER SECURITY (INSURANCE GUARANTEE).....	50
	FORM OF TENDER-SECURING DECLARATION.....	51
	MANUFACTURER'S AUTHORIZATION FORM.....	52
	<b>PART 2: SUPPLY REQUIREMENTS.....</b>	<b>53</b>
	<b>Section V - Schedule of Requirements.....</b>	<b>53</b>
	Notes for Preparing the Schedule of Requirements.....	53
1.	List of Goods and Delivery Schedule.....	54
2.	List of Related Services and Completion Schedule.....	55
3.	Technical Specifications.....	56
4.	Drawings.....	58
5.	Inspections and Tests.....	59
	<b>PART 3 - CONTRACT.....</b>	<b>60</b>
	SECTION VI - GENERAL CONDITIONS OF CONTRACT.....	61
	SECTION VII - SPECIAL CONDITIONS OF CONTRACT.....	74
	SECTION VIII - CONTRACT FORMS.....	78
	FORM No. 1: NOTIFICATION OF INTENTION TO AWARD.....	79
	FORM No. 2: REQUEST FOR REVIEW .....	82
	FORM No. 3: LETTER OF AWARD .....	82
	FORM No. 4 - CONTRACT AGREEMENT.....	84
	FORM No. 5 - PERFORMANCE SECURITY [Option 1- Unconditional Demand Bank Guarantee].....	85
	FORM No. 6 - PERFORMANCE SECURITY [Option 2– Performance Bond].....	86

FORM No. 7 - ADVANCE PAYMENT SECURITY [Demand Bank Guarantee].....	88
FORM No. 8 - BENEFICIAL OWNERSHIP DISCLOSURE FORM .....	88

**TENDER DOCUMENT FOR THE SUPPLY AND DELIVERY OF WATER METERS.**

**1) NAME AND CONTACT ADDRESSES OF PROCURING ENTITY.**

NAME; NAKURU WATER AND SANITATION SERVICES COMPANY LIMITED.

ADDRESS; P.O. BOX 16314 NAKURU.

EMAIL ADDRESS; [info@nakuruwater.co.ke](mailto:info@nakuruwater.co.ke).

**2) INVITATION TO TENDER (ITT) NO; NAWASSCO/05/2024/2025.**

**3) TENDER NAME; SUPPLY AND DELIVERY OF WATER METERS.**

## **INVITATION TO TENDER.**

### **PROCURING ENTITY; NAKURU WATER AND SANITATION SERVICES COMPANY LIMITED.**

### **CONTRACT NAME AND DESCRIPTION: SUPPLY AND DELIVERY OF WATER METERS NAWASSCO/05/2024/2025.**

1. The Nakuru Water and Sanitation Services invites sealed tenders for the supply and delivery of water meters
2. Tendering will be conducted under open national competitive method using a standardized tender document. Tendering is open to all qualified and interested Tenderers.
3. Qualified and interested tenderers may obtain further information and inspect the Tender Documents during office hours 0900 to 1700 hours *at* the address given below.
4. A complete set of tender documents may be purchased or obtained by interested tenders upon payment of a non- refundable fees of **Ksh 1000** in cash or Banker's Cheque and payable to the address given below. Tender documents may be obtained electronically from the Website ***nakuruwater.co.ke*** Tender documents obtained electronically will be free of charge.
5. Tender documents may be viewed and downloaded for free from the website ***nakuruwater.co.ke***. Tenderers who download the tender document must forward their particulars immediately to ***infor@nakuruwater.co.ke*** to facilitate any further clarification or addendum.
6. All Tenders must be accompanied by a “***Tender-Security***.”
7. The Tenderer shall chronologically serialize all pages of the tender documents submitted.
8. Completed tenders must be delivered to the address below on or before ***22<sup>nd</sup> May 2024*** Time: ***10:00 a.m.*** Electronic Tenders will not be permitted.
9. Tenders will be opened immediately after the deadline date and time specified above or any dead line date and time specified later. Tenders will be publicly opened in the presence of the Tenderers' designated representatives who choose to attend at the address below.
10. Late tenders will be rejected.
11. The addresses referred to above are:

### **A. ADDRESS FOR OBTAINING FURTHER INFORMATION AND FOR PURCHASING TENDER DOCUMENTS**

**Nakuru Water and Sanitation Services Co. Ltd**  
**P.O. Box 16314**  
**Nakuru**  
[\*\*\*info@nakuruwater.co.ke\*\*\*](mailto:info@nakuruwater.co.ke)

**B. ADDRESS FOR SUBMISSION OF TENDERS.**

**Nakuru Water and Sanitation Services Co. Ltd**

**P.O. Box 16314**

**Nakuru**

[\*info@nakuruwater.co.ke\*](mailto:info@nakuruwater.co.ke)

**C. ADDRESS FOR OPENING OF TENDERS.**

All hard copy tenders shall be opened in compliance with the Ministry of Health preventive measures and regulations by PPRA at the Company's Board Room, at the Company Offices, Nawassco Plaza along Government Road Nakuru in the presence of tenders' representative who choose to attend

**Nakuru Water and Sanitation Services Co. Ltd**

**P.O. Box 16314**

**Nakuru**

[\*info@nakuruwater.co.ke\*](mailto:info@nakuruwater.co.ke)

---

# **PART 1 - TENDERING PROCEDURES.**

---



## **SECTION I: INSTRUCTIONS TO TENDERERS.**

### **A General Provisions**

#### **1. Scope of Tender**

- 1.1 The Procuring Entity as defined in the **TDS** invites tenders for supply of goods and, if applicable, any Related Services incidental thereto, as specified in Section V, Supply Requirements. The name, identification, and number of lots (contracts) of this Tender Document are specified in the **TDS**.
- 1.2 Throughout this tendering document:
  - a) the term “in writing” means communicated in written form (e.g. by mail, e-mail, fax, including if specified in the **TDS**, distributed or received through the electronic-procurement system used by the Procuring Entity) with proof of receipt;
  - b) if the context so requires, “singular” means “plural” and vice versa;
  - c) “Day” means calendar day, unless otherwise specified as “Business Day”. A Business Day is any day that is an official working day of the Procuring Entity. It excludes official public holidays.

#### **2. Fraud and Corruption**

- 2.1 The Procuring Entity requires compliance with the provisions of the Public Procurement and Asset Disposal Act, 2015, Section 62 “Declaration not to engage in corruption”. The tender submitted by a person shall include a declaration that the person shall not engage in any corrupt or fraudulent practice and a declaration that the person or his or her sub-contractors are not debarred from participating in public procurement proceedings.
- 2.2 The Procuring Entity requires compliance with the provisions of the Competition Act 2010, regarding collusive practices in contracting. Any tenderer found to have engaged in collusive conduct shall be disqualified and criminal and/or civil sanctions may be imposed. To this effect, Tenders shall be required to complete and sign the “Certificate of Independent Tender Determination” annexed to the Form of Tender.
- 2.3 Unfair Competitive Advantage - Fairness and transparency in the tender process require that the firms or their Affiliates competing for a specific assignment do not derive a competitive advantage from having provided consulting services related to this tender. To that end, the Procuring Entity shall indicate in the **Data Sheet** and make available to all the firms together with this tender document all information that would in that respect give such firm any unfair competitive advantage over competing firms.

#### **3. Eligible Tenderers**

- 3.1 A Tenderer may be a firm that is a private entity, an individual, a state-owned enterprise or institution subject to ITT3.7, or any combination of such entities in the form of a joint venture (JV) under an existing agreement or with the intent to enter into such an agreement supported by a letter of intent. Public employees and their close relatives (*spouses, children, brothers, sisters and uncles and aunts*) are not eligible to participate in the tender.

In the case of a joint venture, all members shall be jointly and severally liable for the execution of the entire Contract in accordance with the Contract terms. The JV shall nominate a Representative who shall have the authority to conduct all business for and on behalf of any and all the members of the JV during the Tendering process and, in the event the JV is awarded the Contract, during contract execution. The maximum number of JV members shall be specified in the **TDS**.

- 3.2 Public Officers of the Procuring Entity, their Spouses, Child, Parent, Brothers or Sister. Child, Parent, Brother or Sister of a Spouse their business associates or agents and firms/organizations in which they have a substantial or controlling interest shall not be eligible to tender or be awarded a contract. Public Officers are also not allowed to participate in any procurement proceedings.
- 3.3 A Tenderer shall not have a conflict of interest. Any Tenderer found to have a conflict of interest shall be disqualified. A Tenderer may be considered to have a conflict of interest for the purpose of this Tendering process, if the Tenderer:

- a) directly or indirectly controls, is controlled by or is under common control with another Tenderer; or
  - b) receives or has received any direct or indirect subsidy from another Tenderer; or
  - c) has the same - representative or ownership as another Tenderer; or
  - d) has a relationship with another Tenderer, directly or through common third parties, that puts it in a position to influence the Tender of another Tenderer, or influence the decisions of the Procuring Entity regarding this Tendering process; or
  - e) or any of its affiliates participated as a consultant in the preparation of the design or technical specifications of the goods that are the subject of the Tender; or
  - f) or any of its affiliates has been hired (or is proposed to be hired) by the Procuring Entity or Procuring Entity for the Contract implementation; or
  - g) would be providing goods, works, or non-consulting services resulting from or directly related to consulting services for the preparation or implementation of the project specified in the **TDS ITT 1.1** that it provided or were provided by any affiliate that directly or indirectly controls, is controlled by, or is under common control with that firm; or has a close business or family relationship with a professional staff of the Procuring Entity (or of the project implementing agency, who: (i) are directly or indirectly involved in the preparation of the tendering document or specifications of the Contract, and/or the Tender evaluation process of such Contract; or (ii) would be involved in the implementation or supervision of such Contract unless the conflict stemming from such relationship has been resolved in a manner acceptable to the Procuring Entity throughout the Tendering process and execution of the Contract.
- 3.4 A tenderer shall not be involved in corrupt, coercive, obstructive, collusive or fraudulent practice. A tenderer that is proven to have been involved in any of these practices shall be automatically disqualified.
- 3.5 A firm that is a Tenderer (either individually or as a JV member) shall not submit more than one Tender, except for permitted alternative Tenders. This includes participation as a subcontractor. Such participation shall result in the disqualification of all Tenders in which the firm is involved. A firm that is not a Tenderer or a JV member, may participate as a subcontractor in more than one Tender. Members of a joint venture may not also make an individual tender, be a subcontractor in a separate tender or be part of another joint venture for the purposes of the same Tender.
- 3.6 A Tenderer may have the nationality of any country, subject to the restrictions pursuant to ITT3.9. A Tenderer shall be deemed to have the nationality of a country if the Tenderer is constituted, incorporated or registered in and operates in conformity with the provisions of the laws of that country, as evidenced by its articles of incorporation (or equivalent documents of constitution or association) and its registration documents, as the case may be. This criterion also shall apply to the determination of the nationality of proposed subcontractors or sub consultants for any part of the Contract including related Services.
- 3.7 A Tenderer that has been debarred by the PPRA from participating in public procurement shall be ineligible to tender or be awarded a contract. The list of debarred firms and individuals is available from the PPRA's website [www.ppra.go.ke](http://www.ppra.go.ke)
- 3.8 Tenderers that are state-owned enterprises or institutions may be eligible to compete and be awarded a Contract(s) only if they are (i) a legal public entity of the state Government and/or public administration, (ii) financially autonomous and not receiving any significant subsidies or budget support from any public entity or Government, and (iii) operating under commercial law and vested with legal rights and liabilities similar to any commercial enterprise to enable it compete with firms in the private sector on an equal basis. Public employees and their close relatives are not eligible to participate in the tender.
- 3.9 Tenderers may be ineligible if their countries of origin (a) as a matter of law or official regulations, Kenya prohibits commercial relations with that country, or (b) by an act of compliance with a decision of the United Nations Security Council taken under Chapter VII of the Charter of the United Nations, Kenya prohibits any import of goods or contracting for supply of goods or services from that country, or any payments to any country, person, or entity in that country. A tenderer shall provide such documentary evidence of eligibility satisfactory to the Procuring Entity, as the Procuring Entity shall reasonably request.
- 3.10 Tenderers shall provide the qualification information statement that the tenderer (including all members of a joint venture and subcontractors) is not associated, or have been associated in the past, directly or indirectly, with a firm or any of its affiliates which have been engaged by the Procuring entity to provide consulting services for the preparation of the design, specifications, and other documents to be used for the procurement of the goods under this Invitation for tenders.

- 3.11** Where the law requires tenderers to be registered with certain authorities in Kenya, such registration requirements shall be defined in the **TDS**
- 3.12 The Competition Act of Kenya requires that firms wishing to tender as Joint Venture undertakings which may prevent, distort or lessen competition in provision of services are prohibited unless they are exempt in accordance with the provisions of Section 25 of the Competition Act, 2010. JVs will be required to seek for exemption from the Competition Authority. Exemption shall not be a condition for tender, but it shall be a condition of contract award and signature. A JV tenderer shall be given opportunity to seek such exemption as a condition of award and signature of contract. Application for exemption from the Competition Authority of Kenya may be accessed from the website [www.cak.go.ke](http://www.cak.go.ke).
- 3.13 A Kenyan tenderer shall provide evidence of having fulfilled his/her tax obligations by producing a current tax clearance certificate or tax exemption certificate issued by the Kenya Revenue Authority.

#### **4 Eligible Goods and Related Services**

- 4.1 All the Goods and Related Services to be supplied under the Contract shall have their origin in any country that is eligible in accordance with ITT 3.9.
- 4.2 For purposes of this ITT, the term “goods” includes commodities, raw material, machinery, equipment, and industrial plants; and “related services” include services such as insurance, installation, training, and initial maintenance.
- 4.3 The term “origin” means the country where the goods have been mined, grown, cultivated, produced, manufactured or processed; or, through manufacture, processing, or assembly, another commercially recognized article results that differs substantially in its basic characteristics from its components.
- 4.4 A procuring entity shall ensure that the items listed below shall be sourced from Kenya and there shall be no substitutions from foreign sources. The affected items are:
- a) motor vehicles, plant and equipment which are assembled in Kenya;
  - b) furniture, textile, foodstuffs, oil and gas, information communication technology, steel, cement, leather, agro-processed products, sanitary products, and other goods made in Kenya; or
  - c) goods manufactured, mined, extracted or grown in Kenya.
- 4.5 Any goods, works and production processes with characteristics that have been declared by the relevant national environmental protection agency or by other competent authority as harmful to human beings and to the environment shall not be eligible for procurement.

#### **5 Sections of Tendering Document**

- 5.1 The tendering document consist of Parts 1, 2, and 3, which include all the sections indicated below, and should be read in conjunction with any Addenda issued in accordance with ITT8.

##### **PART 1: Tendering Procedures**

- i) Section I - Instructions to Tenderers (ITT)
- ii) Section II - Tendering Data Sheet (TDS)
- iii) Section III - Evaluation and Qualification Criteria
- iv) Section IV - Tendering Forms

##### **PART 2: Supply Requirements**

- v) Section V - Schedule of Requirements

##### **PART 3: Contract**

- vi) Section VI - General Conditions of Contract (GCC)
- vii) Section VII - Special Conditions of Contract (SCC)
- viii) Section VIII- Contract Forms

- 5.2 The notice of Invitation to Tender or the notice to the prequalified Tenderers issued by the Procuring Entity is not part of the tendering document.

- 5.3 Unless obtained directly from the Procuring Entity, the Procuring Entity is not responsible for the completeness of the document, responses to requests for clarification, the minutes of the pre-tender meeting (if any), or addenda to the tendering document in accordance with ITT7.
- 5.4 The Tenderer is expected to examine all instructions, forms, terms, and specifications in the tendering document and to furnish with its Tender all information or documentation as is required by the tendering document.

## **6 Clarification of Tendering Document**

- 6.1 A Tenderer requiring any clarification of the Tender Document shall contact the Procuring Entity in writing at the Procuring Entity's address specified in the **TDS** or raise its enquiries during the pre-Tender meeting if provided for in accordance with ITT 6.4. The Procuring Entity will respond in writing to any request for clarification, provided that such request is received no later than the period specified in the **TDS** prior to the deadline for submission of tenders. The Procuring Entity shall forward copies of its response to all tenderers who have acquired the Tender documents in accordance with ITT 5.3, including a description of the inquiry but without identifying its source. If so specified in the **TDS**, the Procuring Entity shall also promptly publish its response at the web page identified in the **TDS**. Should the clarification result in changes to the essential elements of the Tender Documents, the Procuring Entity shall amend the Tender Documents following the procedure under ITT 7.
- 6.2 The Procuring Entity shall specify in the **TDS** if a pre-tender conference will be held, when and where. The Tenderer's designated representative is invited to attend a pre-Tender meeting. The purpose of the meeting will be to clarify issues and to answer questions on any matter that may be raised at that stage.
- 6.3 The Tenderer is requested to submit any questions in writing, to reach the Procuring Entity not later than the period specified in the **TDS** before the meeting.
- 6.4 Minutes of the pre-Tender meeting, if applicable, including the text of the questions asked by Tenderers and the responses given, together with any responses prepared after the meeting, will be transmitted promptly to all Tenderers who have acquired the Tender Documents in accordance with ITT 6.3. Minutes shall not identify the source of the questions asked.
- 6.5 The Procuring Entity shall also promptly publish anonymized (*no names*) Minutes of the pre-Tender meeting at the web page identified **in the TDS**. Any modification to the Tender Documents that may become necessary as a result of the pre-Tender meeting shall be made by the Procuring Entity exclusively through the issue of an Addendum pursuant to ITT 7 and not through the minutes of the pre-Tender meeting. Nonattendance at the pre-Tender meeting will not be a cause for disqualification of a Tenderer.

## **7 Amendment of Tendering Document**

- 7.1 At any time prior to the deadline for submission of Tenders, the Procuring Entity may amend the tendering document by issuing addenda.
- 7.2 Any addendum issued shall be part of the tendering document and shall be communicated in writing to all who have obtained the tender document from the Procuring Entity in accordance with ITT 6.3. The Procuring Entity shall also promptly publish the addendum on the Procuring Entity's web page in accordance with ITT 7.1.
- 7.3 To give prospective Tenderers reasonable time in which to take an addendum into account in preparing their Tenders, the Procuring Entity may, at its discretion, extend the deadline for the submission of Tenders, pursuant to ITT 21.2.

## **C. Preparation of Tenders**

### **8 Cost of Tendering**

- 8.1 The Tenderer shall bear all costs associated with the preparation and submission of its Tender, and the Procuring Entity shall not be responsible or liable for those costs, regardless of the conduct or outcome of the Tendering process.

## **9. Language of Tender**

9.1 The Tender, as well as all correspondence and documents relating to the Tender exchanged by the Tenderer and the Procuring Entity, shall be written in English Language. Supporting documents and printed literature that are part of the Tender may be in another language provided they are accompanied by an accurate translation of the relevant passages into the English Language, in which case, for purposes of interpretation of the Tender, such translation shall govern.

## **10. Documents Comprising the Tender**

10.1 The Tender shall comprise the following:

- a) Form of Tender prepared in accordance with ITT11;
- b) Price Schedules: completed in accordance with ITT 11 and ITT 13;
- c) Tender Security or Tender-Securing Declaration, in accordance with ITT 18.1;
- d) Alternative Tender: if permissible, in accordance with ITT12;
- e) Authorization: written confirmation authorizing the signatory of the Tender to commit the Tenderer, in accordance with ITT19.3;
- f) Qualifications: documentary evidence in accordance with ITT 16.2 establishing the Tenderer qualifications to perform the Contract if its Tender is accepted;
- g) Tenderer Eligibility: documentary evidence in accordance with ITT16.1 establishing the Tenderer eligibility to tender;
- h) Eligibility of Goods and Related Services: documentary evidence in accordance with ITT 15, establishing the eligibility of the Goods and Related Services to be supplied by the Tenderer;
- i) Conformity: documentary evidence in accordance with ITT15.2 that the Goods and Related Services conform to the tender document; and
- j) any other document required in the **TDS**.

10.2 In addition to the requirements under ITT 10.1, Tenders submitted by a JV shall include a copy of the Joint Venture Agreement entered into by all members. Alternatively, a letter of intent to execute a Joint Venture Agreement in the event of a successful Tender shall be signed by all members and submitted with the Tender, together with a copy of the proposed Agreement.

10.3 The Tenderer shall furnish in the Form of Tender information on commissions gratuities, and fees, if any, paid or to be paid to agents or any other party relating to this Tender.

## **11. Form of Tender and Price Schedules**

11.1 The Form of Tender and Price Schedules shall be prepared using the relevant forms furnished in Section IV, Tendering Forms. The forms must be completed without any alterations to the text. All blank spaces shall be filled in with the information requested. The Tenderer shall chronologically serialise pages of all tender documents submitted.

## **12. Alternative Tenders**

12.1 Unless otherwise specified **in the TDS**, alternative Tenders shall not be considered.

## **13. Tender Prices and discounts**

13.1 The prices quoted by the Tenderer in the Form of Tender and in the Price, Schedules shall conform to the requirements specified below.

13.2 All lots (contracts) and items must be listed and priced separately in the Price Schedules.

13.3 The price to be quoted in the Form of Tender in accordance with ITT10.1 shall be the total price of the Tender, including any discounts offered.

13.4 The Tenderer shall quote any discounts and indicate the methodology for their application in the form of tender. Conditional discounts will be rejected.

- 13.5 Prices quoted by the Tenderer shall be fixed during the performance of the Contract and not subject to variation on any account, unless otherwise specified **in the TDS**. A Tender submitted with an adjustable price quotation shall be treated as non-responsive and shall be rejected, pursuant to ITT 28. However, if in accordance with **the TDS**, prices quoted by the Tenderer shall be subject to adjustment during the performance of the Contract, a Tender submitted with a fixed price quotation shall not be rejected, but the price adjustment shall be treated as zero.
- 13.6 If specified in ITT 1.1, Tenders are being invited for individual lots (contracts) or for any combination of lots (packages). Unless otherwise specified **in the TDS**, prices quoted shall correspond to 100 % of the items specified for each lot and to 100% of the quantities specified for each item of a lot. Tenderers wishing to offer discounts for the award of more than one Contract shall specify in their Tender the price reductions applicable to each package, or alternatively, to individual Contracts within the package. Discounts shall be submitted in accordance with ITT 13.4 provided the Tenders for all lots (contracts) are opened at the same time.
- 13.7 The terms EXW, CIP, CIF, DDP and other similar terms shall be governed by the rules prescribed in the current edition of Incoterms, published by the International Chamber of Commerce.
- 13.8 Prices shall be quoted as specified in each Price Schedule included in Section IV, Tendering Forms. The disaggregation of price components is required solely for the purpose of facilitating the comparison of Tenders by the Procuring Entity. This shall not in any way limit the Procuring Entity's right to contract on any of the terms offered. In quoting prices, the Tenderer shall be free to use transportation through carriers registered in any eligible country. Similarly, the Tenderer may obtain insurance services from any eligible country in accordance with ITT 3.6, Eligible Tenders. Prices shall be entered in the following manner:
- a) For Goods manufactured in Kenya:
    - I) the price of the Goods quoted EXW (ex-works, ex-factory, ex warehouse, ex showroom, or off-the- shelf, as applicable) final destination point indicated in the **TDS**, including all customs duties and sales and other taxes already paid or payable on the components and raw material used in the manufacture or assembly of the Goods;
    - ii) any sales tax and other taxes which will be payable in Kenya on the Goods if the Contract is awarded to the Tenderer; and
    - iii) the price for inland transportation, insurance, and other local services required to convey the Goods to their final destination specified **in the TDS**.
  - b) For Goods manufactured outside Kenya, to be imported:
    - i) the price of the Goods, quoted CIP named place of destination, in Kenya, as specified **in the TDS**;
    - ii) the price for inland transportation, insurance, and other local services required to convey the Goods from the named place of destination to their final destination specified **in the TDS**;
  - c) For Goods manufactured outside Kenya, already imported:
    - i) the price of the Goods, including the original import value of the Goods; plus, any mark-up (or rebate); plus, any other related local cost, and custom duties and other import taxes already paid or to be paid on the Goods already imported;
    - ii) the custom duties and other import taxes already paid (need to be supported with documentary evidence) or to be paid on the Goods already imported;
    - iii) any sales and other taxes levied in Kenya which will be payable on the Goods if the Contract is awarded to the Tenderer; and
    - iv) the price for inland transportation, insurance, and other local services required to convey the Goods from the named place of destination to their final destination (Project Site) specified **in the TDS**.
  - d) for Related Services, other than inland transportation and other services required to convey the Goods to their final destination, whenever such Related Services are specified in the Schedule of Requirements, the price of each item comprising the Related Services (inclusive of any applicable taxes).

#### **14. Currencies of Tender and Payment**

- 14.1** The currency (ies) of the Tender, the currency (ies) of award and the currency (ies) of contract payments shall be the same.
- 14.2 The Tenderer shall quote in Kenya shillings. If allowed in the **TDS**, the Tenderer may express the Tender price in any currency, provided it shall use no more than two foreign currencies in addition to the Kenya Shilling.
- 14.3 The rates of exchange to be used by the Tenderer shall be based on the exchange rates provided by the Central Bank of Kenya on the date 30 days prior to the actual date of tender opening.

#### **15. Documents Establishing the Eligibility and Conformity of the Goods and Related Services**

- 15.1 To establish the eligibility of the Goods and Related Services in accordance with ITT 15, Tenderers shall complete the country of origin declarations in the Price Schedule Forms, included in Section IV, Tendering Forms.
- 15.2 To establish the conformity of the Goods and Related Services to the tendering document, the Tenderer shall furnish as part of its Tender the documentary evidence that the Goods conform to the technical specifications and standards specified in Section VII, Schedule of Requirements.
- 15.3 The documentary evidence may be in the form of literature, drawings or data, and shall consist of a detailed item by item description of the essential technical and performance characteristics of the Goods and Related Services, demonstrating substantial responsiveness of the Goods and Related Services to the technical specification, and if applicable, a statement of deviations and exceptions to the provisions of the Section VII, Schedule of Requirements.
- 15.4 The Tenderer shall also furnish a list giving full particulars, including available sources and current prices of spare parts, special tools, etc., necessary for the proper and continuing functioning of the Goods during the period **specified in the TDS** following commencement of the use of the goods by the Procuring Entity.
- 15.5 Standards for workmanship, process, material, and equipment, as well as references to brand names or catalogue numbers specified by the Procuring Entity in the Schedule of Requirements, are intended to be descriptive only and not restrictive. The Tenderer may offer other standards of quality, brand names, and/or catalogue numbers, provided that it demonstrates, to the Procuring Entity's satisfaction, that the substitutions ensure substantial equivalence or are superior to those specified in the Section VII, Schedule of Requirements.

#### **16. Documents Establishing the Eligibility and Qualifications of the Tenderer**

- 16.1 To establish Tenderer eligibility in accordance with ITT 4, Tenderers shall complete the Form of Tender, included in Section IV, Tendering Forms.
- 16.2 The documentary evidence of the Tenderer qualifications to perform the Contract if its Tender is accepted shall establish to the Procuring Entity's satisfaction:
- a) that, if required **in the TDS**, a Tenderer that does not manufacture or produce the Goods it offers to supply shall submit the Manufacturer's Authorization using the form included in Section IV, Tendering Forms to demonstrate that it has been duly authorized by the manufacturer or producer of the Goods to supply these Goods in Kenya;
  - b) that, if required **in the TDS**, in case of a Tenderer not doing business within the Kenya, the Tenderer is or will be (if awarded the Contract) represented by an Agent in the country equipped and able to carry out the Supplier's maintenance, repair and spare parts-stocking obligations prescribed in the Conditions of Contract and/or Technical Specifications; and
  - c) that the Tenderer meets each of the qualification criterion specified in Section III, Evaluation and Qualification Criteria.

#### **17. Period of Validity of Tenders**

- 17.1 Tenders shall remain valid for the Tender Validity period specified **in the TDS**. The Tender Validity period starts from the date fixed for the Tender submission deadline (as prescribed by the Procuring Entity in accordance with ITT 21.1). A Tender valid for a shorter period shall be rejected by the Procuring Entity as non-responsive.
- 17.2 In exceptional circumstances, prior to the expiration of the Tender validity period, the Procuring Entity may request Tenderers to extend the period of validity of their Tenders. The request and the responses shall be made in writing. If a Tender Security is requested in accordance with ITT 18, it shall also be extended for a corresponding period. A Tenderer may refuse the request without forfeiting its Tender Security. A Tenderer granting the request shall not be required or permitted to modify its Tender, except as provided in ITT 17.3.
- 17.3 If the award is delayed by a period exceeding the number of days to be specified in the **TDS**

days beyond the expiry of the initial tender validity period, the Contract price shall be determined as follows:

- a) in the case of **fixed price** contracts, the Contract price shall be the tender price adjusted by the factor specified **in the TDS**;
- b) in the case of **adjustable price** contracts, no adjustment shall be made; or in any case, tender evaluation shall be based on the tender price without taking into consideration the applicable correction from those indicated above.

## 18. Tender Security

**18.1** The Tenderer shall furnish as part of its Tender, either a Tender-Securing Declaration or a Tender Security, as specified **in the TDS**, in original form and, in the case of a Tender Security, in the amount and currency specified **in the TDS**.

18.2 A Tender Securing Declaration shall use the form included in Section IV, Tendering Forms.

18.3 If a Tender Security is specified pursuant to ITT 18.1, the Tender Security shall be a demand guarantee in any of the following forms at the Tenderer option:

- i) cash;
- ii) a bank guarantee;
- iii) a guarantee by an insurance company registered and licensed by the Insurance Regulatory Authority listed by the Authority; or
- iv) a letter of credit; or
- v) guarantee by a deposit taking micro-finance institution, Sacco society, the Youth Enterprise Development Fund or the Women Enterprise Fund.

18.4 If an unconditional guarantee is issued by a non-Bank financial institution located outside Kenya, the issuing non-Bank financial institution shall have a correspondent financial institution located in Kenya to make it enforceable unless the Procuring Entity has agreed in writing, prior to Tender submission, that a correspondent financial institution is not required. In the case of a bank guarantee, the Tender Security shall be submitted either using the Tender Security Form included in Section IV, Tendering Forms, or in another substantially similar format approved by the Procuring Entity prior to Tender submission. The Tender Security shall be valid for thirty (30) days beyond the original validity period of the Tender, or beyond any period of extension if requested under ITT 17.2.

18.5 If a Tender Security is specified pursuant to ITT 18.1, any Tender not accompanied by a substantially responsive Tender Security shall be rejected by the Procuring Entity as non-responsive.

18.6 If a Tender Security is specified pursuant to ITT 18.1, the Tender Security of unsuccessful Tenderers shall be returned as promptly as possible upon the successful Tenderer signing the Contract and furnishing the Performance Security pursuant to ITT 46. The Procuring Entity shall also promptly return the tender security to the tenderers where the procurement proceedings are terminated, all tenders were determined non-responsive or a bidder declines to extend tender validity period.

18.7 The Tender Security of the successful Tenderer shall be returned as promptly as possible once the successful Tenderer has signed the Contract and furnished the required Performance Security.

18.8 The Tender Security may be forfeited or the Tender Securing Declaration executed:

- a) if a Tenderer withdraws its Tender during the period of Tender validity specified by the Tenderer in the Form of Tender, or any extension thereto provided by the Tenderer; or
- b) if the successful Tenderer fails to:
  - i) sign the Contract in accordance with ITT 45; or
  - ii) furnish a Performance Security in accordance with ITT 46.

18.9 Where tender securing declaration is executed, the Procuring Entity shall recommend to the PPRA that PPRA debars the Tenderer from participating in public procurement as provided in the law.

18.10 The Tender Security or Tender- Securing Declaration of a JV must be in the name of the JV that submits the Tender. If the JV has not been legally constituted into a legally enforceable JV at the time of Tendering, the Tender Security or Tender-Securing Declaration shall be in the names of all future members as named in the letter of intent referred to in ITT 3.1 and ITT 10.2.

18.11 A tenderer shall not issue a tender security to guarantee itself.



## 19. Format and Signing of Tender

- 19.1 The Tenderer shall prepare one original of the documents comprising the Tender as described in ITT 11 and clearly mark it "ORIGINAL." Alternative Tenders, if permitted in accordance with ITT 12, shall be clearly marked "ALTERNATIVE." In addition, the Tenderer shall submit copies of the Tender, in the number **specified in the TDS** and clearly mark them "COPY." In the event of any discrepancy between the original and the copies, the original shall prevail.
- 19.2 Tenderers shall mark as "CONFIDENTIAL" information in their Tenders which is confidential to their business. This may include proprietary information, trade secrets, or commercial or financially sensitive information.
- 19.3 The original and all copies of the Tender shall be typed or written in indelible ink and shall be signed by a person duly authorized to sign on behalf of the Tenderer. This authorization shall consist of a written confirmation **as specified in the TDS** and shall be attached to the Tender. The name and position held by each person signing the authorization must be typed or printed below the signature. All pages of the Tender where entries or amendments have been made shall be signed or initialed by the person signing the Tender.
- 19.4 In case the Tenderer is a JV, the Tender shall be signed by an authorized representative of the JV on behalf of the JV, and so as to be legally binding on all the members as evidenced by a power of attorney signed by each members' legally authorized representatives.
- 19.5 Any inter-lineation, erasures, or overwriting shall be valid only if they are signed or initialed by the person signing the Tender.

## D. Submission and Opening of Tenders

### 20 Sealing and Marking of Tenders

- 20.1 Depending on the sizes or quantities or weight of the tender documents, a tenderer may use an envelope, package or container. The Tenderer shall deliver the Tender in a single sealed envelope, or in a single sealed package, or in a single sealed container bearing the name and Reference number of the Tender, addressed to the Procuring Entity and a warning not to open before the time and date for Tender opening date. Within the single envelope, package or container, the Tenderer shall place the following separate, sealed envelopes:
- a) in an envelope or package or container marked "ORIGINAL", all documents comprising the Tender, as described in ITT 11; and
  - b) in an envelope or package or container marked "COPIES", all required copies of the Tender; and
  - c) if alternative Tenders are permitted in accordance with ITT 12, and if relevant:
    - i) in an envelope or package or container marked "ORIGINAL –ALTERNATIVE TENDER", the alternative Tender; and
    - ii) in the envelope or package or container marked "COPIES- ALTERNATIVE TENDER", all required copies of the alternative Tender.
- 20.2 The inner envelopes or packages or containers shall:
- a) bear the name and address of the Procuring Entity.
  - b) bear the name and address of the Tenderer; and
  - c) bear the name and Reference number of the Tender.
- 20.3 Where a tender package or container cannot fit in the tender box, the procuring entity shall:
- a) Specify in the **TDS where** such documents should be received.
  - b) maintain a record of tenders received and issue acknowledgement receipt note to each tenderer specifying time and date of receipt.
  - c) Ensure all tenders received are handed over to the tender opening committee for opening at the specified opening place and time.
- 20.4 If an envelope or package or container is not sealed and marked as required, the *Procuring Entity* will assume no responsibility for the misplacement or premature opening of the Tender. Tenders misplaced or opened prematurely will not be accepted.

### 21. Deadline for Submission of Tenders

- 21.1 Tenders must be received by the Procuring Entity at the address and no later than the date and

time specified **in the TDS**. When so specified **in the TDS**, Tenderers shall have the option of submitting their Tenders electronically. Tenderers submitting Tenders electronically shall follow the electronic Tender submission procedures **specified in the TDS**.

21.2 The Procuring Entity may, at its discretion, extend the deadline for the submission of Tenders by amending the tendering document in accordance with ITT7, in which case all rights and obligations of the Procuring Entity and Tenderers previously subject to the deadline shall thereafter be subject to the deadline as extended.

## **22. Late Tenders**

22.1 The Procuring Entity shall not consider any Tender that arrives after the deadline for submission of Tenders. Any Tender received by the Procuring Entity after the deadline for submission of Tenders shall be declared late, rejected, and returned unopened to the Tenderer.

## **23. Withdrawal, Substitution, and Modification of Tenders**

23.1 A Tenderer may withdraw, substitute, or modify its Tender after it has been submitted by sending a written notice, duly signed by an authorized representative, and shall include a copy of the authorization (the power of attorney) in accordance with ITT19.3, (except that withdrawal notices do not require copies). The corresponding substitution or modification of the Tender must accompany the respective written notice. All notices must be:

- a) prepared and submitted in accordance with ITT 20 and 21 (except that withdrawal notices do not require copies), and in addition, the respective envelopes shall be clearly marked "WITHDRAWAL," "SUBSTITUTION," or "MODIFICATION;" and
- b) received by the Procuring Entity prior to the deadline prescribed for submission of Tenders, in accordance with ITT 22.

23.3 Tenders requested to be withdrawn in accordance with ITT 23.1 shall be returned unopened to the Tenderers.

23.4 No Tender may be withdrawn, substituted, or modified in the interval between the deadline for submission of Tenders and the expiration of the period of Tender validity specified by the Tenderer on the Form of Tender or any extension thereof.

## **24. Tender Opening**

**24.1** Except as in the cases specified in ITT 23, the Procuring Entity shall, at the Tender opening, publicly open and read out all Tenders received by the deadline at the date, time and place specified **in the TDS** in the presence of Tenderers' designated representatives who choose to attend, including to attend any specific electronic tender opening procedures if electronic tendering is permitted in accordance with ITT 21.1, shall be as specified **in the TDS**.

24.2 First, envelopes marked "WITHDRAWAL" shall be opened and read out and the envelope with the corresponding Tender shall not be opened, but returned to the Tenderer. If the withdrawal envelope does not contain a copy of the "power of attorney" confirming the signature as a person duly authorized to sign on behalf of the Tenderer, the corresponding Tender will be opened. No Tender withdrawal shall be permitted unless the corresponding withdrawal notice contains a valid authorization to request the withdrawal and is read out at Tender opening.

24.3 Next, envelopes marked "SUBSTITUTION" shall be opened and read out and exchanged with the corresponding Tender being substituted, and the substituted Tender shall not be opened, but returned to the Tenderer. No Tender substitution shall be permitted unless the corresponding substitution notice contains a valid authorization to request the substitution and is read out at Tender opening.

24.4 Next, envelopes marked "MODIFICATION" shall be opened and read out with the corresponding Tender. No Tender modification shall be permitted unless the corresponding modification notice contains a valid authorization to request the modification and is read out at Tender opening.

24.5 Next, all remaining envelopes shall be opened one at a time, reading out: the name of the Tenderer and whether there is a modification; the total Tender Prices, per lot (contract) if applicable, including any discounts and alternative Tenders; the presence or absence of a Tender Security, if required; and any other details as the Procuring Entity may consider appropriate.

**24.6** Only Tenders, alternative Tenders and discounts that are opened and read out at Tender opening shall be considered further for evaluation. The Form of Tender and pages of the Bills of Quantities

are to be initialed by the members of the tender opening committee attending the opening. The number of representatives of the Procuring Entity to sign shall be specified in the **TDS**.

- 24.7 The Procuring Entity shall neither discuss the merits of any Tender nor reject any Tender (except for late Tenders, in accordance with ITT 22.1).
- 24.8 The Procuring Entity shall prepare a record of the Tender opening that shall include, as a minimum:
- a) the name of the Tenderer and whether there is a withdrawal, substitution, or modification;
  - b) the Tender Price, per lot (contract) if applicable, including any discounts;
  - c) any alternative Tenders;
  - d) the presence or absence of a Tender Security or Tender-Securing Declaration, if one was required;
  - e) number of pages of each tender document submitted.
- 24.9 The Tenderers' representatives who are present shall be requested to sign the record. The omission of a Tenderer signature on the record shall not invalidate the contents and effect of the record. A copy of the tender opening register shall be issued to a Tenderer upon request.

## **E. Evaluation and Comparison of Tenders**

### **25. Confidentiality**

- 25.1 Information relating to the evaluation of Tenders and recommendation of contract award, shall not be disclosed to Tenderers or any other persons not officially concerned with the tendering process until the information on Intention to Award the Contract is transmitted to all Tenderers in accordance with ITT 41.
- 25.2 Any effort by a Tenderer to influence the Procuring Entity in the evaluation or contract award decisions may result in the rejection of its Tender.
- 25.3 Notwithstanding ITT 25.2, from the time of Tender opening to the time of Contract Award, if any Tenderer wishes to contact the Procuring Entity on any matter related to the Tendering process, it should do so in writing.

### **26. Clarification of Tenders**

- 26.1 To assist in the examination, evaluation, comparison of the Tenders, and qualification of the Tenderers, the Procuring Entity may, at its discretion, ask any Tenderer for a clarification of its Tender. Any clarification submitted by a Tenderer in respect to its Tender and that is not in response to a request by the Procuring Entity shall not be considered. The Procuring Entity's request for clarification and the response shall be in writing. No change, including any voluntary increase or decrease, in the prices or substance of the Tender shall be sought, offered, or permitted except to confirm the correction of arithmetic errors discovered by the Procuring Entity in the Evaluation of the Tenders, in accordance with ITT 30.

If a Tenderer does not provide clarifications of its Tender by the date and time set in the Procuring Entity's request for clarification, its Tender may be rejected.

### **27. Deviations, Reservations, and Omissions**

- 27.1 During the evaluation of Tenders, the following definitions apply:
- a) "Deviation" is a departure from the requirements specified in the Tendering document;
  - b) "Reservation" is the setting of limiting conditions or withholding from complete acceptance of the requirements specified in the tendering document; and
  - c) "Omission" is the failure to submit part or all of the information or documentation required in the tendering document.

### **28. Determination of Responsiveness**

- 28.1 The Procuring Entity's determination of a Tender's responsiveness is to be based on the contents of the Tender itself, as defined in ITT28.2.

28. A substantially responsive Tender is one that meets the requirements of the tendering document without material deviation, reservation, or omission. A material deviation, reservation, or omission is one that:
- a) if accepted, would:
    - i) affect in any substantial way the scope, quality, or performance of the Goods and Related Services specified in the Contract; or
    - ii) limit in any substantial way, inconsistent with the tendering document, the Procuring Entity's rights or the Tenderer obligations under the Contract; or
  - b) if rectified, would unfairly affect the competitive position of other Tenderers presenting substantially responsive Tenders.

28.2 The Procuring Entity shall examine the technical aspects of the Tender submitted in accordance with ITT 15 and ITT 16, in particular, to confirm that all requirements of Section VII, Schedule of Requirements have been met without any material deviation or reservation, or omission.

28.3 If a Tender is not substantially responsive to the requirements of tendering document, it shall be rejected by the Procuring Entity and may not subsequently be made responsive by correction of the material deviation, reservation, or omission.

## **29. Non-conformities, Errors and Omissions**

29.1 Provided that a Tender is substantially responsive, the Procuring Entity may waive any non-conformities in the Tender.

29.2 Provided that a Tender is substantially responsive, the Procuring Entity may request that the Tenderer submit the necessary information or documentation, within a reasonable period of time, to rectify nonmaterial non-conformities or omissions in the Tender related to documentation requirements. Such omission shall not be related to any aspect of the price of the Tender. Failure of the Tenderer to comply with the request may result in the rejection of its Tender.

29.3 Provided that a Tender is substantially responsive, the Procuring Entity shall rectify quantifiable nonmaterial non-conformities related to the Tender Price. To this effect, the Tender Price shall be adjusted, for comparison purposes only, to reflect the price of a missing or non-conforming item or component in the manner specified **in the TDS**. The adjustment shall be based on the *average* price of the item or component as quoted in other substantially responsive Tenders. If the price of the item or component cannot be derived from the price of other substantially responsive Tenders, the Procuring Entity shall use its best estimate.

## **30. Arithmetical Errors**

30.1 The tender sum as submitted and read out during the tender opening shall be absolute and final and shall not be the subject of correction, adjustment or amendment in any way by any person or entity.

30.2 Provided that the Tender is substantially responsive, the Procuring Entity shall handle errors on the following basis:

- a) Any error detected if considered a major deviation that affects the substance of the tender, shall lead to disqualification of the tender as non-responsive .
- b) Any errors in the submitted tender arising from a miscalculation of unit price, quantity, subtotal and total bid price shall be considered as a major deviation that affects the substance of the tender and shall lead to disqualification of the tender as non-responsive. and
- c) if there is a discrepancy between words and figures, the amount in words shall prevail.

30.3 Tenderers shall be notified of any error detected in their bid during the notification of a ward.

## **31. Conversion to Single Currency**

**31.1** For evaluation and comparison purposes, the currency(ies) of the Tender shall be converted in a single currency as specified **in the TDS**.

### **32. Margin of Preference and Reservations**

- 32.1 A margin of preference may be allowed on locally manufactured goods only when the contract is open to international tendering, where the tender is likely to attract foreign goods and where the contract exceeds the threshold specified in the Regulations.
- 32.2 For purposes of granting a margin of preference on locally manufactured goods under international competitive tendering, a procuring entity shall not subject the items listed below to international tender and hence no margin of preference shall be allowed. The affected items are:
- a) motor vehicles, plant and equipment which are assembled in Kenya;
  - b) furniture, textile, foodstuffs, oil and gas, information communication technology, steel, cement, leather agro-processing, sanitary products, and other goods made in Kenya; or
  - c) goods manufactured, mined, extracted or grown in Kenya.
- 32.3 A margin of preference shall not be allowed unless it is specified so in the **TDS**.
- 32.4 Contracts procured on basis of international competitive tendering shall not be subject to reservations to specific groups as provided in ITT 32.5.
- 32.5 Where it is intended to reserve a contract to a specific group of businesses (these groups are Small and Medium Enterprises, Women Enterprises, Youth Enterprises and Enterprises of persons living with disability, as the case may be), and who are appropriately registered as such by the authority to be specified in the **TDS**, a procuring entity shall ensure that the invitation to tender specifically indicates that only businesses or firms belonging to the specified group are eligible to tender as specified in the **TDS**. No tender shall be reserved to more than one group. If not so stated in the Tender documents, the invitation to tender will be open to all interested tenderers.

### **33. Evaluation of Tenders**

- 33.1 The Procuring Entity shall use the criteria and methodologies listed in this ITT and Section III, Evaluation and Qualification criteria. No other evaluation criteria or methodologies shall be permitted. By applying the criteria and methodologies, the Procuring Entity shall determine the Lowest Evaluated Tender. This is the Tender of the Tenderer that meets the qualification criteria and whose Tender has been determined to be:
- a) substantially responsive to the tender documents; and
  - b) the lowest evaluated price.
- 33.2 Price evaluation will be done for Items or Lots (contracts), as specified **in the TDS**; and the Tender Price as quoted in accordance with ITT 14. To evaluate a Tender, the Procuring Entity shall consider the following:
- a) price adjustment due to unconditional discounts offered in accordance with ITT 13.4;
  - b) converting the amount resulting from applying (a) and (b) above, if relevant, to a single currency in accordance with ITT 31;
  - c) price adjustment due to quantifiable nonmaterial non-conformities in accordance with ITT 29.3; and
  - d) any additional evaluation factors specified **in the TDS** and Section III, Evaluation and Qualification Criteria.
- 33.3 The estimated effect of the price adjustment provisions of the Conditions of Contract, applied over the period of execution of the Contract, shall not be considered in Tender evaluation.
- 33.4 Where the tender involves multiple lots or contracts, the tenderer will be allowed to tender for one or more lots (contracts). Each lot or contract will be evaluated in accordance with ITT 33.2. The methodology to determine the lowest evaluated tenderer or tenderers based one lot (contract) or based on a combination of lots (contracts), will be specified in Section III, Evaluation and Qualification Criteria. In the case of multiple lots or contracts, tenderer will be will be required to prepare the Eligibility and Qualification Criteria Form for each Lot.
- 33.5 The Procuring Entity's evaluation of a Tender will include and consider:
- a) in the case of Goods manufactured in Kenya, sales and other similar taxes, which will be payable on the goods if a contract is awarded to the Tenderer;

- b) in the case of Goods manufactured outside Kenya, already imported or to be imported, customs duties and other import taxes levied on the imported Good, sales and other similar taxes, which will be payable on the Goods if the contract is awarded to the Tenderer;

33.6 The Procuring Entity's evaluation of a Tender may require the consideration of other factors, in addition to the Tender Price quoted in accordance with ITT 14. These factors may be related to the characteristics, performance, and terms and conditions of purchase of the Goods and Related Services. The effect of the factors selected, if any, shall be expressed in monetary terms to facilitate comparison of Tenders, unless otherwise specified in the TDS from amongst those set out in Section III, Evaluation and Qualification Criteria. The additional criteria and methodologies to be used shall be as specified in ITT 33.2(d).

#### **34. Comparison of Tenders**

34.1 The Procuring Entity shall compare the evaluated costs of all substantially responsive Tenders established in accordance with ITT 33.2 to determine the Tender that has the lowest evaluated cost. The comparison shall be on the basis of total cost (place of final destination) prices for all goods and all prices, plus cost of inland transportation and insurance to place of destination, for goods manufactured within the Kenya, together with prices for any required installation, training, commissioning and other services.

#### **35. Abnormally Low Tenders**

35.1 An Abnormally Low Tender is one where the Tender price, in combination with other constituent elements of the Tender, appears unreasonably low to the extent that the Tender price raises material concerns with the Procuring Entity as to the capability of the Tenderer to perform the Contract for the offered Tender price.

35.2 In the event of identification of a potentially Abnormally Low Tender by the evaluation committee, the Procuring Entity shall seek written clarification from the Tenderer, including a detailed price analyses of its Tender price in relation to the subject matter of the contract, scope, delivery schedule, allocation of risks and responsibilities and any other requirements of the tendering document.

35.3 After evaluation of the price analysis, in the event that the Procuring Entity determines that the Tenderer has failed to demonstrate its capability to perform the contract for the offered Tender price, the Procuring Entity shall reject the Tender.

#### **36. Abnormally High Tenders**

36.4 An abnormally high price is one where the tender price, in combination with other constituent elements of the Tender, appears unreasonably too high to the extent that the Procuring Entity is concerned that it (the Procuring Entity) may not be getting value for money or it may be paying too high a price for the contract compared with market prices or that genuine competition between Tenderers is compromised.

36.5 In case of an abnormally high tender price, the Procuring Entity shall make a survey of the market prices, check if the estimated cost of the contract is correct and review the Tender Documents to check if the specifications, scope of work and conditions of contract are contributory to the abnormally high tenders. The Procuring Entity may also seek written clarification from the tenderer on the reason for the high tender price. The Procuring Entity shall proceed as follows:

- i) If the tender price is abnormally high based on wrong estimated cost of the contract, the Procuring Entity may accept or not accept the tender depending on the Procuring Entity's budget considerations.
- ii) If specifications, scope of work and/or conditions of contract are contributory to the abnormally high tender prices, the Procuring Entity shall reject all tenders and may retender for the contract based on revised estimates, specifications, scope of work and conditions of contract, as the case may be.

36.6 If the Procuring Entity determines that the Tender Price is abnormally too high because genuine competition between tenderers is compromised (*often due to collusion, corruption or other manipulations*), the Procuring Entity shall reject all Tenders and shall institute or cause relevant Government Agencies to institute an investigation on the cause of the compromise, before retendering.

### **37. Post-Qualification of the Tenderer**

- 37.1 The Procuring Entity shall determine, to its satisfaction, whether the eligible Tenderer that is selected as having submitted the lowest evaluated cost and substantially responsive Tender, meets the qualifying criteria specified in Section III, Evaluation and Qualification Criteria.
- 37.2 The determination shall be based upon an examination of the documentary evidence of the Tenderer qualifications submitted by the Tenderer, pursuant to ITT 15 and 16. The determination shall not take into consideration the qualifications of other firms such as the Tenderer subsidiaries, parent entities, affiliates, subcontractors (other than specialized subcontractors if permitted in the tendering document), or any other firm(s) different from the Tenderer.
- 37.3 An affirmative determination shall be a prerequisite for award of the Contract to the Tenderer. A negative determination shall result in disqualification of the Tender, in which event the Procuring Entity shall proceed to the Tenderer who offers a substantially responsive Tender with the next lowest evaluated cost to make a similar determination of that Tenderer qualifications to perform satisfactorily.

### **38. Lowest Evaluated Tender**

- 38.1 Having compared the evaluated prices of Tenders, the Procuring Entity shall determine the Lowest Evaluated Tender. The Lowest Evaluated Tender is the Tender of the Tenderer that meets the Qualification Criteria and whose Tender has been determined to be:
- a) most responsive to the Tender document; and
  - b) the lowest evaluated price.

### **39. Procuring Entity's Right to Accept Any Tender, and to Reject Any or All Tenders.**

- 39.1 The Procuring Entity reserves the right to accept or reject any Tender, and to annul the Tendering process and reject all Tenders at any time prior to notification Award, without thereby incurring any liability to Tenderers. In case of annulment, all Tenderers shall be notified with reasons and all Tenders submitted and specifically, tender securities, shall be promptly returned to the Tenderers.

## **F. Award of Contract**

### **40. Award Criteria**

- 40.1 The Procuring Entity shall award the Contract to the successful tenderer whose tender has been determined to be the Lowest Evaluated Tender in accordance with procedures in Section 3: Evaluation and Qualification Criteria.

### **41. Procuring Entity's Right to Vary Quantities at Time of Award**

- 41.1 The Procuring Entity reserves the right at the time of Contract award to increase or decrease, by the percentage (s) for items as indicated in the TDS.

### **42. Notice of Intention to enter into a Contract**

Upon award of the contract and Prior to the expiry of the Tender Validity Period the Procuring Entity shall issue a Notification of Intention to Enter into a Contract / Notification of award to all tenderers which shall contain, at a minimum, the following information:

- a) the name and address of the Tenderer submitting the successful tender;
- b) the Contract price of the successful tender;
- c) a statement of the reason(s) the tender of the unsuccessful tenderer to whom the letter is addressed was unsuccessful, unless the price information in (c) above already reveals the reason;
- d) the expiry date of the Standstill Period; and
- e) instructions on how to request a debriefing and/or submit a complaint during the standstill period;

### **43. Standstill Period**

- 43.1 The Contract shall not be awarded earlier than the expiry of a Standstill Period of 14 days to allow any dissatisfied candidate to launch a complaint. Where only one Tender is submitted, the Standstill Period shall not apply.
- 43.2 Where standstill period applies, it shall commence when the Procuring Entity has transmitted to each Tenderer the Notification of Intention to Enter into a Contract to the successful Tenderer.

### **44. Debriefing by the Procuring Entity**

- 44.1 On receipt of the Procuring Entity's Notification of Intention to Enter into a Contract referred to in ITT 41, an unsuccessful tenderer may make a written request to the Procuring Entity for a debriefing on specific issues or concerns regarding their tender. The Procuring Entity shall provide the debriefing within five days of receipt of the request.
- 44.2 Debriefings of unsuccessful Tenderers may be done in writing or verbally. The Tenderer shall bear its own costs of attending such a debriefing meeting.

### **45. Letter of Award**

Prior to the expiry of the Tender Validity Period and upon expiry of the Standstill Period specified in ITT 42, upon addressing a complaint that has been filed within the Standstill Period, the Procuring Entity shall transmit the Letter of Award to the successful Tenderer. The letter of award shall request the successful tenderer to furnish the Performance Security within 21 days of the date of the letter.

### **46. Signing of Contract**

- 46.1 Upon the expiry of the fourteen days of the Notification of Intention to enter into contract and upon the parties meeting their respective statutory requirements, the Procuring Entity shall send the successful Tenderer the Contract Agreement.
- 46.2 Within fourteen (14) days of receipt of the Contract Agreement, the successful Tenderer shall sign, date, and return it to the Procuring Entity.
- 46.3 The written contract shall be entered into within the period specified in the notification of award and before expiry of the tender validity period.

### **47. Performance Security**

- 47.1 Within twenty-one (21) days of the receipt of Letter of Acceptance from the Procuring Entity, the successful Tenderer, if required, shall furnish the Performance Security in accordance with the GCC 18, using for that purpose the Performance Security Form included in Section X, Contract Forms. If the Performance Security furnished by the successful Tenderer is in the form of a bond, it shall be issued by a bonding or insurance company that has been determined by the successful Tenderer to be acceptable to the Procuring Entity. A foreign institution providing a bond shall have a correspondent financial institution located in Kenya, unless the Procuring Entity has agreed in writing that a correspondent financial institution is not required.
- 47.2 Failure of the successful Tenderer to submit the above-mentioned Performance Security or sign the Contract shall constitute sufficient grounds for the annulment of the award and forfeiture of the Tender Security. In that event the Procuring Entity may award the Contract to the Tenderer offering the next lowest Evaluated Tender.
- 47.3 Performance security shall not be required for a contract, if so specified in the TDS.

### **48. Publication of Procurement Contract**

- 48.1 Within fourteen days after signing the contract, the Procuring Entity shall publish and publicize the awarded contract at its notice boards, entity website; and on the Website of the Authority in manner and format prescribed by the Authority. At the minimum, the notice shall contain the following information:
- a) name and address of the Procuring Entity;
  - b) name and reference number of the contract being awarded, a summary of its scope and the selection method used;
  - c) the name of the successful Tenderer, the final total contract price, the contract duration.
  - d) dates of signature, commencement and completion of contract;
  - e) names of all Tenderers that submitted Tenders, and their Tender prices as read out at Tender opening;



**49. Procurement Related Complaints and Administrative Review**

49.1 The procedures for making a Procurement-related Complaint are as specified in the TDS.

49.2 A request for administrative review shall be made in the form provided under contract forms.

## SECTION II – TENDER DATA SHEET (TDS).

The following specific data shall complement, supplement, or amend the provisions in the Instructions to Tenderers (ITT). Whenever there is a conflict, the provisions herein shall prevail over those in ITT.

ITT Reference	Particulars Of Appendix To Instructions To Tenders
<b>A. General</b>	
ITT 1.1	The reference number of the Invitation for Tenders is: <b>NAWASSCO/05/2024/2025</b> . The Procuring Entity is: <b>Nakuru Water and Sanitation Services</b> . The name of the Contract is: <b>Supply and Delivery of Water Meters</b> . The number and identification of lots (contracts) comprising this Invitation for Tenders is: <i>N/A</i>
ITT 1.2(a)	<i>Not Applicable</i>
ITT 2.3	<i>Not Applicable</i>
ITT 3.1	Maximum number of members in the Joint Venture (JV) shall be <b>Three</b> .
ITT 3.7	A list of debarred firms and individuals is available on the PPRA's website: <a href="http://www.ppra.go.ke">www.ppra.go.ke</a>
ITT 3.11	Ten <i>Not Applicable</i> .
<b>B. Contents of Tendering Document</b>	
ITT 6.1	i) The Tenderer will submit any request for clarifications in writing at the Address <b>Nakuru Water and Sanitation Services Co. Ltd</b> <b>P.O. Box 16314</b> <b>Nakuru</b> <a href="mailto:info@nakuruwater.co.ke">info@nakuruwater.co.ke</a> ii) The Nakuru Water and Sanitation Services Co. Ltd will respond in writing to any request for clarification of the tender documents, which it receives not later than seven (7) days prior to the deadline for the submission of tenders, prescribed by the procuring entity. iii) The Procuring Entity shall publish its response at the website <a href="http://nakuruwater.co.ke">nakuruwater.co.ke</a>
ITT 6.2	A pre-tender conference will <b>not be held</b> .
ITT 6.3	<i>Not Applicable</i>
ITT 6.5	<i>Not Applicable</i>
<b>C. Preparation of Tenders</b>	
ITT 10 (j)	<b>Not Applicable</b>
ITT 12.1	Alternative Tenders <b>"shall not be"</b> considered.
ITT 13.5	The prices quoted by the Tenderer <b>"shall not"</b> be subject to adjustment during the performance of the Contract.
ITT 13.6	<i>Not Applicable</i>
ITT 13.8 (a) (i) and (iii)	Place of final destination: Nakuru Water and Sanitation Services Co. Ltd
ITT 13.8 (a) (iii)	Final Destination Nakuru Water and Sanitation Services Co. Ltd
ITT 13.8 (b) (i) Na	Place of destination, in Kenya is Nakuru Water and Sanitation Services Co. Ltd
ITT 13.8 (b) (ii) The	Price for inland transportation, insurance, and other local services required to convey the Goods from the named place of destination to their final destination which is Nakuru Water and Sanitation Services Co. Ltd
13.8 (c) (iv) The	Place of final destination (Project Site) is Nakuru Water and Sanitation Services Co. Ltd
ITT 14.2	Foreign currency requirements <b>shall not be allowed</b> .
ITT 15.4	<i>Not Applicable</i>
ITT 16.2 (a)	Manufacturer's authorization is: <b>"required"</b>
ITT 16.2 (b)	After sales service is: <b>"not required"</b>
ITT 17.1	The Tender validity period shall be <b>149 days</b> .
ITT 17.3	(a) The Number of days beyond the expiry of the initial tender validity period will be

ITT Reference	Particulars Of Appendix To Instructions To Tenders
	<p><b>30 days.</b></p> <p>(b) The Tender price shall be adjusted by the following percentages of the tender price:</p> <p>(i) By 10% of the local currency portion of the Contract price adjusted to reflect local inflation during the period of extension, and</p> <p>(ii) By 15% the foreign currency portion of the Contract price adjusted to reflect the international inflation during the period of extension.</p>
ITT 18.1	A Tender Security shall be required, the amount and currency of the Tender Security shall be <b>Kenya shillings 500,000.</b>
ITT 19.1	In addition to the original of the Tender, the number of copies is: <b>Two.</b>
ITT 19.3	The written confirmation of authorization to sign on behalf of the Tenderer shall consist of: <b>Power of Attorney.</b>
<b>D. Submission and Opening of Tenders</b>	
ITT 20.3	<p>A tender package or container that cannot fit in the tender box shall be received as follows</p> <p>The tender shall be dropped at the procurement offices located at Nawasso Plaza head office and registered under the <b>Bulky Tender Register.</b></p>
ITT 21.1	<p>For <b>Tender submission purposes only</b>, the Procuring Entity’s address is:</p> <p style="text-align: center;"><b>Nakuru Water and Sanitation Services Co. Ltd</b>  <b>P.O. Box 16314</b>  <b>Nakuru</b>  <a href="mailto:info@nakuruwater.co.ke">info@nakuruwater.co.ke</a></p> <p><b>The deadline for Tender submission is:</b>  Date: <b>22<sup>nd</sup> May 2024</b>  Time: <b>10:00 a.m</b>  Tenderers <b>“shall not”</b> have the option of submitting their Tenders electronically.</p>
ITT 24.1	<p>The Tender opening shall take place at:</p> <p>All hard copy tenders shall be opened in compliance with the Ministry of Health preventive measures and regulations by PPRA at the Company’s Board Room, at the Company Offices, Nawassco Plaza along Government Road Nakuru in the presence of tenders’ representative who choose to attend</p> <p style="text-align: center;"><b>Nakuru Water and Sanitation Services Co. Ltd</b>  <b>P.O. Box 16314</b>  <b>Nakuru</b>  <a href="mailto:info@nakuruwater.co.ke">info@nakuruwater.co.ke</a></p> <p>Date: <b>22<sup>nd</sup> May 2024</b>  Time: <b>10:30 a.m</b></p>
ITT 24.6	The number of representatives of the Procuring Entity to sign is <b>Three.</b>
<b>E. Evaluation and Comparison of Tenders</b>	
ITT 29.3	<b>Not Applicable.</b>
ITT 31.1	<p>The currency that shall be used for Tender evaluation and comparison purposes to convert at the selling exchange rate all Tender prices expressed in various currencies into a single currency is: <b>Kenyan Currency</b></p> <p>The source of exchange rate shall be: <b>The Central Bank in Kenya</b></p> <p>The date for the exchange rate shall be <b>the deadline for submission of the tenders.</b></p>
ITT 32.3	A Margin Of Preference And/or Reservation <b>“shall not” be allowed</b>
ITT 32.5	<b>Not Applicable</b>
ITT 33.2	<b>Not Applicable</b>

ITT Reference	Particulars Of Appendix To Instructions To Tenders
ITT 33.2 (d)	<i>Not Applicable</i>
ITT 33.6	<i>Not Applicable</i>
	<b>F. Award of Contract</b>
ITT 41.1	The maximum percentage by which quantities may be increased is: <b>10%</b> The maximum percentage by which quantities may be decreased is: <b>10%</b>
ITT 41.1	The Procuring Entity shall increase or decrease the quantity of Goods and Related Services by an amount not exceed 15% and without any change in the unit prices or other terms and conditions of the Tender and the tendering document.
ITT 47.3	Performance security <i>shall not be</i> required
ITT 49.1	<p>The procedures for making a Procurement-related Complaint are detailed in the “Notice of Intention to Award the Contract” herein and are also available from the PPRA Website <a href="http://www.ppra.go.ke">www.ppra.go.ke</a>.</p> <p>If a Tenderer wishes to make a Procurement-related Complaint, the Tenderer should submit its complaint following these procedures, in writing (by the quickest means available, that is either by email or fax), to:</p> <p><b>Title/position: Managing Director</b></p> <p><b>Procuring Entity: Nakuru Water and Sanitation Services Co. Ltd</b></p> <p><b>Email address: <i>infor@nakuruwater.co.ke</i></b></p>

### SECTION III - EVALUATION AND QUALIFICATION CRITERIA.

#### MANDATORY REQUIREMENTS.

<b>Evaluation stage</b>	<b>Requirement</b>	<b>Remarks</b>
Preliminary Evaluation	<p>Bidders shall be required to submit the following documents</p> <ul style="list-style-type: none"> <li>• The Tender is signed and by the person with power of attorney, without material deviation, reservation, or omission.</li> <li>• A letter granting power of attorney</li> <li>• Certificate of registration or incorporation.</li> <li>• If the tenderer is a JV, it is properly constituted</li> <li>• Valid Tax Compliance Certificate</li> <li>• Tender security</li> <li>• Tenderer has not participated in more than one tender, except for permitted alternative tenders</li> <li>• Tenderer has not been debarred by the PPRA or any other recognized institution.</li> <li>• Tenderer has no conflicts of interest.</li> <li>• The tender is valid for the required number of days.</li> <li>• Current and valid Business license</li> <li>• The tender is submitted in the required format and serialized</li> <li>• The required number of copies of the tender</li> <li>• All the information required in the tendering forms</li> </ul>	Note Bidders shall not proceed to the next evaluation stage if these documents are not submitted.
Technical	Bidders are required to read clearly the technical specifications and comply with the specifications and where necessary provide brochures, product literature, registers and reports to confirm compliance to the schedule of requirements, the pass mark shall be (70 marks)	Note: Documents that fail to comply with the technical requirements and specifications shall be treated as non-responsive
Financial	The lowest evaluated bid shall be the bid that meets the technical evaluation and has the lowest price among the other bids.	

#### DETAILED TECHNICAL EVALUATIONS.

<b>ITEM</b>	<b>DESCRIPTION</b>	<b>TOTAL MARKS</b>
Have a signed agreement as a local certified service provider or certified by a manufacturer to act as local service provider (Attach Proof)		10mks
Experience of the bidder related to the assignment	Provide at least 6 documentary evidence in form of LPOs, award letters or contracts to which the	30mks

	company has offered similar services in the last three (3) years. Each evidence @5, max 30 points = 30	
Years of experience	Number of years doing similar services. Each year of experience@2 mks, max. point = 10	10mks
Financial capability	Audited Accounts for 2023,2022 and 2021. Each year @ 5 = 15 mks	15mks
Credit Period: Indicate Credit Period willing to offer - 90 Days (15) - 60 Days (8) - 30 Days (4) - Less than 30 days (3)		15mks
Demonstrate availability of technical support and service staff (Attach CV's).	Provide CV's for at least 4 technical staff. Each staff @ 5 = 20 mks	20mks
<b>TOTAL MARKS</b>		<b>100 MKS</b>

### Post-Qualification Criteria (ITT 37.1)

In case the tender was not subject to pre-qualification, the tender that has been determined to be the lowest evaluated tenderer shall be considered for contract award, subject to meeting each of the following conditions (post qualification Criteria applied on a GO/NO GO basis). The Procuring Entity shall carry out the post-qualification of the Tenderer in accordance with ITT 37, using only the requirements specified herein. Requirements not included in the text below shall not be used in the evaluation of the Tenderer's qualifications. The minimum qualification requirements for multiple contracts will be the sum of the minimum requirements for respective individual contracts, unless otherwise specified.

#### If the Tenderer is a manufacturer

##### a) Financial Capability

- i) The Tenderer shall demonstrate that it has access to, or has available, liquid assets, unencumbered real assets, lines of credit, and other financial means (independent of any contractual advance payment) sufficient to meet the supply cash flow of Kenya Shillings twenty (20) million
- ii) Minimum average annual supply turnover of Kenya Shilling sixty (60) million equivalent calculated as total certified payments received for contracts of goods manufactured and supplied within the last three (3). In case of multiple contracts, limitation will be placed on the number of item(s) that will be awarded to the Tenderer.

##### b) Experience and Technical Capacity

The Tenderer shall furnish documentary evidence to demonstrate that it meets the following experience requirement(s) using the form provided in Section IV. In case the Tenderer is a JV, experience and demonstrated technical capacity of only the JV shall be taken into account and not of individual members nor their individual experience/capacity will be aggregated unless all members of the JV have been manufacturing and supplying Goods offered in the Tender to the same technology, processing, design, materials, specifications, model number, etc. in all respects such that

Goods manufactured have the same functional characteristics, performance parameters, outputs and other guarantees and fully interchangeable which shall be documented along with other required documents demonstrating capacity to the satisfaction of the Procuring Entity in case individual members claim experience. Otherwise, documents evidencing experience and technical capacity shall be in the name of the JV that submitted the Tender. Wherever the Words “Similar Goods” have been used it includes upgrades, latest and improved versions or models of similar specifications and technology. Refer to Form Exp-1 to provide the required information.

- i) The Tenderer shall be manufacturing similar Goods for the last 3 years.
- ii) The Tenderer shall furnish documentary evidence to demonstrate successful completion of at least five 5 contracts of similar Goods in the last three 3 years.

### **If Tenderer is a Supplier:**

If a Tenderer is a Supplier offering the Goods on behalf of or from a Manufacturer under Manufacturer's Authorization Form (Section IV, Tendering Forms), the tenderer shall demonstrate it meets the following criteria.

- i) The Tenderer shall demonstrate that it has access to, or has available, liquid assets, unencumbered real assets, lines of credit, and other financial means (independent of any contractual advance payment) sufficient to meet the supply cash flow of Kenya Shillings twenty (20) million
- ii) Minimum average annual supply turnover of Kenya shillings sixty (60) million *or* equivalent calculated as total certified payments received for contracts in progress and/or completed within the last *three years*, divided by *three years*.
- iii) Has satisfactorily and substantially completed at five 5 contract(s) of a similar nature either within Kenya, the East African Community or abroad, as a prime supplier or a joint venture member

### **History of non-performing contracts:**

Tenderer (Supplier or/and manufacturer, and each member of JV in case the Tenderer is a JV, shall demonstrate that Non-performance of a contract did not occur as a result of the default of the Tenderer, manufacturer or the member of JV as the case may be in the last five 5 years. The required information shall be furnished as per form CON-2].

### **Pending Litigation**

Financial position and prospective long-term profitability of the Single Tenderer, and in the case the Tenderer is a JV, of each member of the JV, shall remain sound according to criteria established with respect to Financial Capability under paragraph I (i) above assuming that all pending litigation will be resolved against the Tenderer. Tenderer shall provide information on pending litigations as per Form CON-2.

### **Litigation History**

There shall be no consistent history of court/arbitral award decisions against the Tenderer, in the last five 5 years. All parties to the contract shall furnish the information on the related Form (CON-2) about any litigation or arbitration resulting from contracts completed or ongoing under its execution over the years specified. A consistent history of awards against the Tenderer or any member of a JV may result in rejection of the tender.

**SECTION IV - TENDERING FORMS.**

Form of Tender

Certificate of Independent Tender Determination

Self-Declaration Forms

Appendix 1 - Fraud and Corruption

Tenderer Information Form

Tenderer's Eligibility- Confidential Business Questionnaire Form

Tenderer's Jv Members Information Form

Price Schedule Forms

Form of Tender Security - Demand Bank Guarantee

Form of Tender Security (Insurance Guarantee)

Form of Tender-Securing Declaration

Manufacturer's Authorization Form



**FORM OF TENDER.**

**(Amended and issued pursuant to PPRA CIRCULAR No. 02/2022)**

***INSTRUCTIONS TO TENDERERS***

- i) *All italicized text is to help the Tenderer in preparing this form.*
- ii) *The Tenderer must prepare this Form of Tender on stationery with its letterhead clearly showing the Tenderer's complete name and business address. Tenderers are reminded that this is a mandatory requirement.*
- iii) *Tenderer must complete and sign CERTIFICATE OF INDEPENDENT TENDER DETERMINATION and the SELF DECLARATION FORMS OF THE TENDERER as listed under (s) below.*

**Date of this Tender submission:**.....*[insert date (as day, month and year) of Tender submission]*

**Tender Name and Identification:**.....*[insert identification]* **Alternative No.:**.....*[insert identification No if this is a Tender for an alternative]*

To: ..... *[Insert complete name of Procuring Entity]*

- a) **No reservations:** We have examined and have no reservations to the Tendering document, including Addenda issued in accordance with Instructions to tenderers (ITT 7);
- b) **Eligibility:** We meet the eligibility requirements and have no conflict of interest in accordance with ITT 3;
- c) **Tender/Proposal-Securing Declaration:** We have not been suspended nor declared ineligible by the Procuring Entity based on execution of a Tender-Securing Declaration. Or Proposal-Securing Declaration in Kenya in accordance with ITT 3.6;
- d) **Conformity:** We offer to supply in conformity with the Tendering document and in accordance with the Delivery Schedules specified in the Schedule of Requirements the following Goods: *[insert a brief description of the Goods and Related Services]*;
- e) **Tender Price:** The total price of our Tender, excluding any discounts offered in item (f) below is:  
Option 1, in case of one lot: Total price is: *[insert the total price of the Tender in words and figures, indicating the various amounts and the respective currencies]*;  
or  
Option 2, in case of multiple lots: (a) Total price of each lot *[insert the total price of each lot in words and figures, indicating the various amounts and the respective currencies]*; and (b) Total price of all lots (sum of all lots) *[insert the total price of all lots in words and figures, indicating the various amounts and the respective currencies]*;
- f) **Discounts:** The discounts offered and the methodology for their application are:
  - i) The discounts offered are: *[Specify in detail each discount offered.]*
  - ii) The exact method of calculations to determine the net price after application of discounts are shown below: *[Specify in detail the method that shall be used to apply the discounts]*;
- g) **Tender Validity Period:** Our Tender shall be valid for the period specified in TDS 17.1 (as amended, if applicable) from the date fixed for the Tender submission deadline specified in TDS 21.1 (as amended, if applicable), and it shall remain binding upon us and may be accepted at any time before the expiration of that period;

- h) **Performance Security:** If our Tender is accepted, we commit to obtain a performance security in accordance with the Tendering document;
- i) **One Tender per tenderer:** We are not submitting any other Tender(s) as an individual tenderer, and we are not participating in any other Tender(s) as a Joint Venture member, or as a subcontractor, and meet the requirements of ITT 3.9, other than alternative Tenders submitted in accordance with ITT 12;
- j) **Suspension and Debarment:** We, along with any of our subcontractors, suppliers, consultants, manufacturers, or service providers for any part of the contract, are not subject to, and not controlled by any entity or individual that is subject to, a temporary suspension or a debarment imposed by the Procuring Entity. Further, we are not ineligible under the Kenya laws or official regulations or pursuant to a decision of the United Nations Security Council;
- k) **State-owned enterprise or institution:** *[select the appropriate option and delete the other] [We are not a state-owned enterprise or institution] / [We are a state-owned enterprise or institution but meet the requirements of ITT 3.7];*
- l) **Commissions, gratuities, fees:** We have paid, or will pay the following commissions, gratuities, or fees with respect to the Tendering process or execution of the Contract: *[insert complete name of each Recipient, its full address, the reason for which each commission or gratuity was paid and the amount and currency of each such commission or gratuity]*

Name of Recipient	Address	Reason	Amount

(If none has been paid or is to be paid, indicate “none.”)

- m) **Binding Contract:** We understand that this Tender, together with your written acceptance thereof included in your Letter of Acceptance, shall constitute a binding contract between us, until a formal contract is prepared and executed;
- n) **Procuring Entity Not Bound to Accept:** We understand that you are not bound to accept the lowest evaluated cost Tender, the Best Evaluated Tender or any other Tender that you may receive; and
- o) **Fraud and Corruption:** We hereby certify that we have taken steps to ensure that no person acting for us or on our behalf engages in any type of Fraud and Corruption.
- p) **Code of Ethical Conduct:** We undertake to adhere by the Code of Ethics for Persons Participating in Public Procurement and Asset Disposal, copy available from \_\_\_\_\_ (*specify website*) during the procurement process and the execution of any resulting contract.
- q) **Collusive practices:** We hereby certify and confirm that the tender is genuine, non-collusive and made with the intention of accepting the contract if awarded. To this effect we have signed the “Certificate of Independent tender Determination” attached below.
- r) **Beneficial Ownership Information:** We commit to provide to the procuring entity the Beneficial Ownership Information in conformity with the Beneficial Ownership Disclosure Form upon receipt of notification of intention to enter into a contract in the event we are the successful tenderer in this subject procurement proceeding.
- s) We, the Tenderer, have duly completed, signed and stamped the following Forms as part of our Tender:
- Tenderer's Eligibility; Confidential Business Questionnaire – to establish we are not in any conflict to interest;
  - Certificate of Independent Tender Determination – to declare that we completed the tender without colluding with other tenderers;

- c) Self-Declaration of the Tenderer – to declare that we will, if awarded a contract, not engage in any form of fraud and corruption; and
- d) Declaration and Commitment to the Code of Ethics for Persons Participating in Public Procurement and Asset Disposal.

Further, we confirm that we have read and understood the full content and scope of fraud and corruption as informed in “**Appendix 1- Fraud and Corruption**” attached to the Form of Tender.

**Name of the tenderer:** *\*[insert complete name of the tenderer]*

**Name of the person duly authorized to sign the Tender on behalf of the tenderer:** *\*\*[insert complete name of person duly authorized to sign the Tender]*

**Title of the person signing the Tender:** *[insert complete title of the person signing the Tender]*

**Signature of the person named above:** *[insert signature of person whose name and capacity are shown above]* **Date signed** *[insert date of signing]* **day of** *[insert month]*, *[insert year]*

\*: In the case of the Tender submitted by a Joint Venture specify the name of the Joint Venture as tenderer.

\*\*: Person signing the Tender shall have the power of attorney given by the tenderer. The power of attorney shall be attached with the Tender Schedules.

## **CERTIFICATE OF INDEPENDENT TENDER DETERMINATION.**

I, the undersigned, in submitting the accompanying Letter of Tender to the \_\_\_\_\_ [Name of Procuring Entity] for: \_\_\_\_\_ [Name and number of tender] in response to the request for tenders made by: \_\_\_\_\_ [Name of Tenderer] do hereby make the following statements that I certify to be true and complete in every respect:

I certify, on behalf of \_\_\_\_\_ [Name of Tenderer] that:

1. I have read and I understand the contents of this Certificate;
2. I understand that the Tender will be disqualified if this Certificate is found not to be true and complete in every respect;
3. I am the authorized representative of the Tenderer with authority to sign this Certificate, and to submit the Tender on behalf of the Tenderer;
4. For the purposes of this Certificate and the Tender, I understand that the word "competitor" shall include any individual or organization, other than the Tenderer, whether or not affiliated with the Tenderer, who:
  - a) has been requested to submit a Tender in response to this request for tenders;
  - b) could potentially submit a tender in response to this request for tenders, based on their qualifications, abilities or experience;
5. The Tenderer discloses that [check one of the following, as applicable]:
  - a) The Tenderer has arrived at the Tender independently from, and without consultation, communication, agreement or arrangement with, any competitor;
  - b) the Tenderer has entered into consultations, communications, agreements or arrangements with one or more competitors regarding this request for tenders, and the Tenderer discloses, in the attached document(s), complete details thereof, including the names of the competitors and the nature of, and reasons for, such consultations, communications, agreements or arrangements;
6. In particular, without limiting the generality of paragraphs (5)(a) or (5)(b) above, there has been no consultation, communication, agreement or arrangement with any competitor regarding:
  - a) prices;
  - b) methods, factors or formulas used to calculate prices;
  - c) the intention or decision to submit, or not to submit, a tender; or
  - d) the submission of a tender which does not meet the specifications of the request for Tenders; except as specifically disclosed pursuant to paragraph (5)(b) above;
7. In addition, there has been no consultation, communication, agreement or arrangement with any competitor regarding the quality, quantity, specifications or delivery particulars of the works or services to which this request for tenders relates, except as specifically authorized by the procuring authority or as specifically disclosed pursuant to paragraph (5)(b) above;
8. the terms of the Tender have not been, and will not be, knowingly disclosed by the Tenderer, directly or indirectly, to any competitor, prior to the date and time of the official tender opening, or of the awarding of the Contract, whichever comes first, unless otherwise required by law or as specifically disclosed pursuant to paragraph (5) (b) above.

Name \_\_\_\_\_

---

---

**SELF-DECLARATION FORMS.**

**FORM SD1**

**SELF DECLARATION THAT THE PERSON/TENDERER IS NOT DEBARRED IN THE MATTER OF THE PUBLIC PROCUREMENT AND ASSET DISPOSAL ACT 2015.**

I ..... of Post Office Box.....being a resident of ..... in the Republic of.....do hereby make a statement as follows:-

1. THAT I am the Company Secretary/ Chief Executive/Managing Director/Principal Officer/Director of ..... (*insert name of the Company*) who is a Bidder in respect of **Tender No.** ..... for..... (*insert tender title/description*) for.....(*insert name of the Procuring entity*) and duly authorized and competent to make this statement.
2. THAT the aforesaid Bidder, its Directors and subcontractors have not been debarred from participating in procurement proceeding under Part IV of the Act.
3. THAT what is deponed to herein above is true to the best of my knowledge, information and belief.

.....  
(Title)

.....  
(Signature)

.....  
(Date)

Bidder Official Stamp

**FORM SD2****SELF DECLARATION THAT THE PERSON/TENDERER WILL NOT ENGAGE IN ANY CORRUPT OR FRAUDULENT PRACTICE.**

I, ..... of P.O. Box.....being a resident of..... in the Republic of ..... do hereby make a statement as follows:-

1. THAT I am the Chief Executive/Managing Director/Principal Officer/Director of..... (*insert name of the Company*) who is a Bidder in respect of **Tender No.** ..... (*Insert tender title/description*) for..... (*insert name of the Procuring entity*) and duly authorized and competent to make this statement.
2. THAT the aforesaid Bidder, its servants and/or agents /subcontractors will not engage in any corrupt or fraudulent practice and has not been requested to pay any inducement to any member of the Board, Management, Staff and/or employees and/or agents of .....(*insert name of the Procuring entity*) which is the procuring entity.
3. THAT the aforesaid Bidder, its servants and/or agents /subcontractors have not offered any inducement to any member of the Board, Management, Staff and/or employees and/or agents of .....(*name of the procuring entity*).
4. THAT the aforesaid Bidder will not engage/has not engaged in any corrosive practice with other bidders participating in the subject tender.
5. THAT what is deponed to herein above is true to the best of my knowledge information and belief.

.....  
(Title)

.....  
(Signature)

.....  
(Date)

Bidder's Official Stamp

**DECLARATION AND COMMITMENT TO THE CODE OF ETHICS.**

I..... (Person) on behalf of (*Name of the Business/ Company/Firm*).....declare that I have read and fully understood the contents of the Public Procurement & Asset Disposal Act, 2015, Regulations and the Code of Ethics for persons participating in Public Procurement and Asset Disposal and my responsibilities under the Code.

I do hereby commit to abide by the provisions of the Code of Ethics for persons participating in Public Procurement and Asset Disposal.

Name of Authorized signatory.....

Sign.....

Position.....

Office address..... Telephone.....

.....

E-mail.....

Name of the Firm/Company.....

Date.....

**(Company Seal/ Rubber Stamp where applicable)**

Witness

Name .....

Sign.....

Date.....



## **APPENDIX 1- FRAUD AND CORRUPTION.**

*(Appendix 1 shall not be modified)*

### **1. Purpose**

- 1.1 The Government of Kenya's Anti-Corruption and Economic Crime laws and their sanction's policies and procedures, Public Procurement and Asset Disposal Act (*no. 33 of 2015*) and its Regulation, and any other Kenya's Acts or Regulations related to Fraud and Corruption, and similar offences, shall apply with respect to Public Procurement Processes and Contracts that are governed by the laws of Kenya.

### **2. Requirements**

- 2.1 The Government of Kenya requires that all parties including Procuring Entities, Tenderers, (applicants/proposers), Consultants, Contractors and Suppliers; any Sub-contractors, Sub-consultants, Service providers or Suppliers; any Agents (whether declared or not); and any of their Personnel, involved and engaged in procurement under Kenya's Laws and Regulation, observe the highest standard of ethics during the procurement process, selection and contract execution of all contracts, and refrain from Fraud and Corruption and fully comply with Kenya's laws and Regulations as per paragraphs 1.1 above.
- 2.2 Kenya's public procurement and asset disposal act (*no. 33 of 2015*) under Section 66 describes rules to be followed and actions to be taken in dealing with Corrupt, Coercive, Obstructive, Collusive or Fraudulent practices, and Conflicts of Interest in procurement including consequences for offences committed. A few of the provisions noted below highlight Kenya's policy of no tolerance for such practices and behavior:
  - 1) a person to whom this Act applies shall not be involved in any corrupt, coercive, obstructive, collusive or fraudulent practice; or conflicts of interest in any procurement or asset disposal proceeding;
  - 2) A person referred to under subsection (1) who contravenes the provisions of that sub-section commits an offence;
  - 3) Without limiting the generality of the subsection (1) and (2), the person shall be—
    - a) disqualified from entering into a contract for a procurement or asset disposal proceeding; or
    - b) if a contract has already been entered into with the person, the contract shall be voidable;
  - 4) The voiding of a contract by the procuring entity under subsection (7) does not limit any legal remedy the procuring entity may have;
  - 5) An employee or agent of the procuring entity or a member of the Board or committee of the procuring entity who has a conflict of interest with respect to a procurement:-
    - a) shall not take part in the procurement proceedings;
    - b) shall not, after a procurement contract has been entered into, take part in any decision relating to the procurement or contract; and
    - c) shall not be a subcontractor for the bidder to whom was awarded contract, or a member of the group of bidders to whom the contract was awarded, but the subcontractor appointed shall meet all the requirements of this Act.
  - 6) An employee, agent or member described in subsection (1) who refrains from doing anything prohibited under that subsection, but for that subsection, would have been within his or her duties shall disclose the conflict of interest to the procuring entity;
  - 7) If a person contravenes subsection (1) with respect to a conflict of interest described in subsection (5)(a) and the contract is awarded to the person or his relative or to another person in whom one of them had a direct or indirect pecuniary interest, the contract shall be terminated and all costs incurred by the public entity shall be made good by the awarding officer. Etc.

2.3 In compliance with Kenya's laws, regulations and policies mentioned above, the Procuring Entity:

- a) Defines broadly, for the purposes of the above provisions, the terms set forth below as follows:
- i) "corrupt practice" is the offering, giving, receiving, or soliciting, directly or indirectly, of anything of value to influence improperly the actions of another party;
  - ii) "fraudulent practice" is any act or omission, including misrepresentation, that knowingly or recklessly misleads, or attempts to mislead, a party to obtain financial or other benefit or to avoid an obligation;
  - iii) "collusive practice" is an arrangement between two or more parties designed to achieve an improper purpose, including to influence improperly the actions of another party;
  - iv) "coercive practice" is impairing or harming, or threatening to impair or harm, directly or indirectly, any party or the property of the party to influence improperly the actions of a party;
  - v) "obstructive practice" is:
    - deliberately destroying, falsifying, altering, or concealing of evidence material to the investigation or making false statements to investigators in order to materially impede investigation by Public Procurement Regulatory Authority (PPRA) or any other appropriate authority appointed by Government of Kenya into allegations of a corrupt, fraudulent, coercive, or collusive practice; and/or threatening, harassing, or intimidating any party to prevent it from disclosing its knowledge of matters relevant to the investigation or from pursuing the investigation; or
    - acts intended to materially impede the exercise of the PPRA's or the appointed authority's inspection and audit rights provided for under paragraph 2.3 e. below.
- b) Defines more specifically, in accordance with the above procurement Act provisions set forth for fraudulent and collusive practices as follows:
- "fraudulent practice" includes a misrepresentation of fact in order to influence a procurement or disposal process or the exercise of a contract to the detriment of the procuring entity or the tenderer or the contractor, and includes collusive practices amongst tenderers prior to or after tender submission designed to establish tender prices at artificial non-competitive levels and to deprive the procuring entity of the benefits of free and open competition.
- c) Rejects a proposal for award<sup>1</sup> of a contract if PPRA determines that the firm or individual recommended for award, any of its personnel, or its agents, or its sub-consultants, sub-contractors, service providers, suppliers and/ or their employees, has, directly or indirectly, engaged in corrupt, fraudulent, collusive, coercive, or obstructive practices in competing for the contract in question;
- d) Pursuant to the Kenya's above stated Acts and Regulations, may sanction or debar or recommend to appropriate authority (ies) for sanctioning and debarment of a firm or individual, as applicable under the Acts and Regulations;
- e) Requires that a clause be included in Tender documents and Request for Proposal documents requiring (i) Tenderers (applicants/proposers), Consultants, Contractors, and Suppliers, and their Sub-contractors, Sub-consultants, Service providers, Suppliers, Agents personnel, permit the PPRA or any other appropriate authority appointed by Government of Kenya to inspect<sup>2</sup> all accounts, records and other documents relating to the procurement process,

selection and/or contract execution, and to have them audited by auditors appointed by the PPRA or any other appropriate authority appointed by Government of Kenya; and

- f) Pursuant to Section 62 of the above Act, requires Applicants/Tenderers to submit along with their Applications/Tenders/Proposals a “Self-Declaration Form” as included in the procurement document declaring that they and all parties involved in the procurement process and contract execution have not engaged/will not engage in any corrupt or fraudulent practices.

---

<sup>1</sup>For the avoidance of doubt, a party's ineligibility to be awarded a contract shall include, without limitation, (i) applying for pre-qualification, expressing interest in a consultancy, and tendering, either directly or as a nominated sub-contractor, nominated consultant, nominated manufacturer or supplier, or nominated service provider, in respect of such contract, and (ii) entering into an addendum or amendment introducing a material modification to any existing contract.

<sup>2</sup> Inspections in this context usually are investigative (i.e., forensic) in nature. They involve fact-finding activities undertaken by the Investigating Authority or persons appointed by the Procuring Entity to address specific matters related to investigations/audits, such as evaluating the veracity of an allegation of possible Fraud and Corruption, through the appropriate mechanisms. Such activity includes but is not limited to: accessing and examining a firm's or individual's financial records and information, and making copies thereof as relevant; accessing and examining any other documents, data and information (whether in hard copy or electronic format) deemed relevant for the investigation/audit, and making copies thereof as relevant; interviewing staff and other relevant individuals; performing physical inspections and site visits; and obtaining third party verification of information.

## **TENDERER INFORMATION FORM.**

*[The tenderer shall fill in this Form in accordance with the instructions indicated below. No alterations to its format shall be permitted and no substitutions shall be accepted.]*

Date: ..... *[insert date (as day, month and year) of Tender submission]*

**Tender Name and Identification:**..... *[Insert identification]*

Alternative No.: ..... *[insert identification No if this is a Tender for an alternative]* Page \_\_\_\_\_ of \_\_\_\_\_ pages

1. Tenderer's Name <i>[insert Tenderer's legal name]</i>
2. In case of JV, legal name of each member: <i>[insert legal name of each member in JV]</i>
3. Tenderer's actual or intended country of registration: <i>[insert actual or intended country of registration]</i>
4. Tenderer's year of registration: <i>[insert Tenderer's year of registration]</i>
5. Tenderer's Address in country of registration: <i>[insert Tenderer's legal address in country of registration]</i>
<p>6. Tenderer's Authorized Representative Information</p> <p>Name: <i>[insert Authorized Representative's name]</i></p> <p>Address: <i>[insert Authorized Representative's Address]</i></p> <p>Telephone/Fax numbers: <i>[insert Authorized Representative's telephone/fax numbers]</i></p> <p>Email Address: <i>[insert Authorized Representative's email address]</i></p>
<p>7. Attached are copies of original documents of <i>[check the box(es) of the attached original documents]</i></p> <p><input type="checkbox"/> For Kenyan Tenderers a current tax clearance certificate or tax exemption certificate issued by the Kenya Revenue Authority in accordance with ITT 3.14.</p> <p><input type="checkbox"/> Articles of Incorporation (or equivalent documents of constitution or association), and/or documents of registration of the legal entity named above, in accordance with ITT 3.4.</p> <p><input type="checkbox"/> In case of JV, letter of intent to form JV or JV agreement, in accordance with ITT 3.1.</p> <p><input type="checkbox"/> In case of state-owned enterprise or institution, in accordance with ITT 4.6 documents establishing:</p> <p>(i) Legal and financial autonomy</p> <p>(ii) Operation under commercial law</p> <p>(iii) Establishing that the tenderer is not under the supervision of the Procuring Entity</p>
2. Included are the organizational chart, a list of Board of Directors, and the beneficial ownership.

**TENDERER’S ELIGIBILITY- CONFIDENTIAL BUSINESS QUESTIONNAIRE FORM.**

a) Instruction to Tenderer

Tender is instructed to complete the particulars required in this Form, *one form for each entity if Tender is a JV*. Tenderer is further reminded that it is an offence to give false information on this Form.

**A. Tenderer’s details**

	<b>ITEM</b>	<b>DESCRIPTION</b>
1	Name of the Procuring Entity	
2	Name of the Tenderer	
3	Full Address and Contact Details of the Tenderer.	1. Country 2. City 3. Location 4. Building 5. Floor 6. Postal Address 7. Name and email of contact person.
4	Reference Number of the Tender	
5	Date and Time of Tender Opening	
6	Current Trade License No and Expiring date	
7	Maximum value of business which the Tenderer handles.	
8		

**General and Specific Details**

b) Sole Proprietor, provide the following details.

Name in full \_\_\_\_\_

Age \_\_\_\_\_ Nationality \_\_\_\_\_

Country of Origin \_\_\_\_\_ Citizenship \_\_\_\_\_

c) Partnership, provide the following details.

	<b>Names of Partners</b>	<b>Nationality</b>	<b>Citizenship</b>	<b>% Shares owned</b>
1				
2				
3				

(d) Registered Company, provide the following details.

i) Private or public Company \_\_\_\_\_

ii) State the nominal and issued capital of the Company-

Nominal Kenya Shillings (Equivalent) .....  
 Issued Kenya Shillings (Equivalent) .....

iii) Give details of Directors as follows.

	<b>Names of Director</b>	<b>Nationality</b>	<b>Citizenship</b>	<b>% Shares owned</b>
1				
2				
3				

(e) DISCLOSURE OF INTEREST- Interest of the Firm in the Procuring Entity.

(i) Are there any person/persons in ..... (*Name of Procuring Entity*) who has an interest or relationship in this firm? Yes/No.....

If yes, provide details as follows.

	<b>Names of Person</b>	<b>Designation in the Procuring Entity</b>	<b>Interest Relationship or with Tenderer</b>
1			
2			
3			

(ii) Conflict of interest disclosure

	<b>Type of Conflict</b>	<b>Disclosure YES OR NO</b>	<b>If YES provide details of the relationship with Tenderer</b>
1	Tenderer is directly or indirectly controlled by or is under common control with another tenderer.		
2	Tenderer receives or has received any direct or indirect subsidy from another tenderer.		
3	Tenderer has the same legal representative as another tenderer		
4	Tender has a relationship with another tenderer, directly or through common third parties that puts it in a position to influence the tender of another tenderer, or influence the decisions of the Procuring Entity regarding this tendering process.		
5	Any of the Tenderer's affiliates participated as a consultant in the preparation of the design or technical specifications of the works that are the subject of the tender.		
6	Tenderer would be providing goods, works, non-consulting services or consulting services		

	Type of Conflict	Disclosure YES OR NO	If YES provide details of the relationship with Tenderer
	during implementation of the contract specified in this Tender Document.		
7	Tenderer has a close business or family relationship with a professional staff of the Procuring Entity who are directly or indirectly involved in the preparation of the Tender document or specifications of the Contract, and/or the Tender evaluation process of such contract.		
8	Tenderer has a close business or family relationship with a professional staff of the Procuring Entity who would be involved in the implementation or supervision of the Contract.		
9	Has the conflict stemming from such relationship stated in item 7 and 8 above been resolved in a manner acceptable to the Procuring Entity throughout the tendering process and execution of the Contract?		

(f) Certification

On behalf of the Tenderer, I certify that the information given above is correct.

Full Name \_\_\_\_\_

Title or Designation \_\_\_\_\_

(Signature)

(Date)

## **TENDERER'S JV MEMBERS INFORMATION FORM.**

*[The tenderer shall fill in this Form in accordance with the instructions indicated below. The following table shall be filled in for the tenderer and for each member of a Joint Venture]].*

Date:.....*[insert date (as day, month and year) of Tender submission].*

**Tender Name and Identification:**.....*[insert identification Alternative No.:.....[insert identification No if this is a Tender for an alternative].*

Page \_\_\_\_\_ of \_\_\_\_\_ pages

1.	Tenderer's Name: <i>[insert Tenderer's legal name]</i>
2.	Tenderer's JV Member's name: <i>[insert JV's Member legal name]</i>
3.	Tenderer's JV Member's country of registration: <i>[insert JV's Member country of registration]</i>
4.	Tenderer's JV Member's year of registration: <i>[insert JV's Member year of registration]</i>
5.	Tenderer's JV Member's legal address in country of registration: <i>[insert JV's Member legal address in country of registration]</i>
6.	Tenderer's JV Member's authorized representative information Name: <i>[insert name of JV's Member authorized representative]</i> Address: <i>[insert address of JV's Member authorized representative]</i> Telephone/Fax numbers: <i>[insert telephone/fax numbers of JV's Member authorized representative]</i> Email Address: <i>[insert email address of JV's Member authorized representative]</i>
7.	Attached are copies of original documents of <i>[check the box(es) of the attached original documents]</i> <input type="checkbox"/> Articles of Incorporation (or equivalent documents of constitution or association), and/or registration documents of the legal entity named above, in accordance with ITT 4.4. <input type="checkbox"/> In case of a state-owned enterprise or institution, documents establishing legal and financial autonomy, operation in accordance with commercial law, and that they are not under the supervision of the Procuring Entity, in accordance with ITT 4.6.
8.	Included are the organizational chart, a list of Board of Directors, and the beneficial ownership.



**PRICE SCHEDULE FORMS (N/A).**

**PRICE SCHEDULE: GOODS MANUFACTURED OUTSIDE KENYA, TO BE IMPORTED (N/A).**

(Group C Tenders, goods to be imported) Currencies in accordance with ITT 15						Date: _____ ITT No: _____  Alternative No: _____ Page N° _____ of _____		
1	2	3	4	5	6	7	8	9
Line Item N°	Description of Goods	Country of Origin	Delivery Date as defined by Incoterms	Quantity and physical unit	Unit price CIP <i>[insert place of destination]</i> in accordance with ITT 14.8(b)(i)	CIP Price per line item (Col. 5x6)	Price per line item for inland transportation and other services required in Kenya to convey the Goods to their final destination specified in TDS	Total Price per Line item (Col. 7+8)
<i>[insert number of the item]</i>	<i>[insert name of good]</i>	<i>[insert country of origin of the Good]</i>	<i>[insert quoted Delivery Date]</i>	<i>[insert number of units to be supplied and name of the physical unit]</i>	<i>[insert unit price CIP per unit]</i>	<i>[insert total CIP price per line item]</i>	<i>[insert the corresponding price per line item]</i>	<i>[insert total price of the line item]</i>
							<b>Total Price</b>	

Name of tenderer *[insert complete name of tenderer]* Signature of tenderer *[signature of person signing the Tender]* Date *[Insert Date]*

**PRICE SCHEDULE: GOODS MANUFACTURED OUTSIDE KENYA, ALREADY IMPORTED\*(N/A).**

(Group C Tenders, Goods already imported) Currencies in accordance with ITT 15										Date: _____ ITT No: _____ Alternative No: _____ Page N° _____ of _____	
1	2	3	4	5	6	7	8	9	10	11	12
Line Item N°	Description of Goods	Country of Origin	Delivery Date as defined by Incoterms	Quantity and physical unit	Unit price including Custom Duties and Import Taxes paid, in accordance with ITT 14.8(c)(i)	Custom Duties and Import Taxes paid per unit in accordance with ITT 14.8(c)(ii), [to be supported by documents]	Unit Price net of custom duties and import taxes, in accordance with ITT 14.8 (c) (iii) (Col. 6 minus Col.7)	Price per line item net of Custom Duties and Import Taxes paid, in accordance with ITT 14.8(c)(i) (Col. 5×8)	Price per line item for inland transportation and other services required in Kenya to convey the goods to their final destination, as specified in TDS in accordance with ITT 14.8 (c)(v)	Sales and other taxes paid or payable per item if Contract is awarded (in accordance with ITT 14.8(c)(iv)	Total Price per line item (Col. 9+10)
<i>[insert number of the item]</i>	<i>[insert name of Goods]</i>	<i>[insert country of origin of the Good]</i>	<i>[insert quoted Delivery Date]</i>	<i>[insert number of units to be supplied and name of the physical unit]</i>	<i>[insert unit price per unit]</i>	<i>[insert custom duties and taxes paid per unit]</i>	<i>[insert unit price net of custom duties and import taxes]</i>	<i>[insert price per line item net of custom duties and import taxes]</i>	<i>[insert price per line item for inland transportation and other services required in Kenya]</i>	<i>[insert sales and other taxes payable per item if Contract is awarded]</i>	<i>[insert total price per line item]</i>
										<b>Total Tender Price</b>	

Name of tenderer *[insert complete name of tenderer]* Signature of tenderer *[signature of person signing the Tender]* Date *[insert date]*

\* *[For previously imported Goods, the quoted price shall be distinguishable from the original import value of these Goods declared to customs and shall include any rebate or mark-up of the local agent or representative and all local costs except import duties and taxes, which have been and/or have to be paid by the Procuring Entity. For clarity, the tenderers are asked to quote the price including import duties, and additionally to provide the import duties and the price net of import duties which is the difference of those values.]*

**PRICE SCHEDULE.**

<b>SINGLE JET METERS</b>						
<b>NO.</b>	<b>ITEM DESCRIPTION DN</b>	<b>QUANTITY</b>	<b>UNIT PRICE KSHS</b>	<b>INSTALLATION PERIOD</b>	<b>INSTALLATION PRICE</b>	<b>TOTAL PRICE (INCLUSIVE TAXES) KSHS.</b>
1	15 (1/2 “)					
2	20 (3/4 “)					
3	25 (1“)					
4	32 (1 1/4 “)					
5	40 (1 1/2 “)					
6	50 (2 1/2“)					
<b>VOLUMETRIC FLOW METERS</b>						
1	15 (1/2 “)					
2	20 (3/4 “)					
3	25 (1“)					
4	32 (1 1/4 “)					
5	40 (1 1/2 “)					
6	50 (2 1/2“)					
7	65 (1/2 “)					
8	80 (3“)					
9	100 (4“)					
10	150 (6 “)					
11	200 (8“)					
12	225 (9“)					
13	250 (10“)					
14	300 (12“)					
15	350 (14“)					
16	400 (16 “)					
17	500 (20“)					
18	600 (24“)					
<b>ULTRASONIC FLOW METERS</b>						
1	15 (1/2 “)					
2	20 (3/4 “)					
3	25 (1“)					
4	32 (1 1/4 “)					

5	40 (1 1/2 “)					
6	50 (2 1/2“)					
7	65 (1/2 “)					
8	80 (3“)					
9	100 (4“)					
10	150 (6 “)					
11	200 (8“)					
12	225 (9“)					
13	250 (10“)					
14	300 (12“)					
15	350 (14“)					
16	400 (16 “)					
17	500 (20“)					
18	600 (24“)					

**NOTE**

- (A) Manufacturers Are Required to Provide a Copy of the Certificate and Test Reports Either from KEBS, ISO or Other Recognized Certification Bodies. Test Reports Required Shall Be Those Tests Conducted Within a Period of a Year
- (B) Prices Quoted Must Be Inclusive of Applicable Taxes and Delivery to Our Nakuru Offices
- (C) Bidders Are Required to Submit Meter Samples

Name of tenderer [*insert complete name of tenderer*] Signature of tenderer [*signature of person signing the Tender*] Date [*insert date*]

**PRICE AND COMPLETION SCHEDULE - RELATED SERVICES (N/A).**

Currencies in accordance with ITT 15					Date: _____	
					ITT _____	No: _____
					Alternative _____	No: _____
					Page N° _____	of _____
1	2	3	4	5	6	7
Service N°	Description of Services (excludes inland transportation and other services required in Kenya to convey the goods to their final destination)	Country of Origin	Delivery Date at place of Final destination	Quantity and physical unit	Unit price	Total Price per Service (Col. 5*6 or estimate)
<i>[insert number of the Service]</i>	<i>[insert name of Services]</i>	<i>[insert country of origin of the Services]</i>	<i>[insert delivery date at place of final destination per Service]</i>	<i>[insert number of units to be supplied and name of the physical unit]</i>	<i>[insert unit price per item]</i>	<i>[insert total price per item]</i>
					<b>Total Tender Price</b>	

Name of tenderer *[insert complete name of tenderer]* Signature of tenderer *[signature of person signing the Tender]* Date *[insert date]*

**FORM OF TENDER SECURITY- [OPTION 1-DEMAND BANK GUARANTEE].****Beneficiary:** \_\_\_\_\_**Request for Tenders No:**  
\_\_\_\_\_**Date:** \_\_\_\_\_**TENDER GUARANTEE No.:** \_\_\_\_\_**Guarantor:** \_\_\_\_\_

1. We have been informed that \_\_\_\_\_ (here inafter called "the Applicant") has submitted or will submit to the Beneficiary its Tender (here inafter called" the Tender") for the execution of \_\_\_\_\_ under Request for Tenders No. \_\_\_\_\_ ("the ITT").
2. Furthermore, we understand that, according to the Beneficiary's conditions, Tenders must be supported by a Tender guarantee.
3. At the request of the Applicant, we, as Guarantor, hereby irrevocably undertake to pay the Beneficiary any sum or sums not exceeding in total an amount of \_\_\_\_\_ (\_\_\_\_\_) upon receipt by us of the Beneficiary's complying demand, supported by the Beneficiary's statement, whether in the demand itself or a separate signed document accompanying or identifying the demand, stating that either the Applicant:
  - (a) has withdrawn its Tender during the period of Tender validity set forth in the Applicant's Letter of Tender ("the Tender Validity Period"), or any extension thereto provided by the Applicant; or
  - b) having been notified of the acceptance of its Tender by the Beneficiary during the Tender Validity Period or any extension there to provided by the Applicant, (i) has failed to execute the contract agreement, or (ii) has failed to furnish the Performance.
4. This guarantee will expire: (a) if the Applicant is the successful Tenderer, upon our receipt of copies of the contract agreement signed by the Applicant and the Performance Security and, or (b) if the Applicant is not the successful Tenderer, upon the earlier of (i) our receipt of a copy of the Beneficiary's notification to the Applicant of the results of the Tendering process; or (ii) thirty days after the end of the Tender Validity Period.
5. Consequently, any demand for payment under this guarantee must be received by us at the office indicated above on or before that date.

\_\_\_\_\_  
[signature(s)]

***Note: All italicized text is for use in preparing this form and shall be deleted from the final product.***

**FORMAT OF TENDER SECURITY [OPTION 2-INSURANCE GUARANTEE].**

**TENDER GUARANTEE No.:** \_\_\_\_\_

1. Whereas ..... [*Name of the tenderer*] (hereinafter called “the tenderer”) has submitted its tender dated ..... [*Date of submission of tender*] for the ..... [*Name and/or description of the tender*] (hereinafter called “the Tender”) for the execution of\_\_under Request for Tenders No.\_\_\_\_\_ (“the ITT”).
2. KNOW ALL PEOPLE by these presents that WE ..... of ..... [**Name of Insurance Company**] having our registered office at ..... (hereinafter called “the Guarantor”), are bound unto ..... [*Name of Procuring Entity*] (hereinafter called “the Procuring Entity”) in the sum of ..... (Currency and guarantee amount) for which payment well and truly to be made to the said Procuring Entity, the Guarantor binds itself, its successors and assigns, jointly and severally, firmly by these presents.

Sealed with the Common Seal of the said Guarantor this \_\_\_ day of \_\_\_\_\_ 20 \_\_.

3. NOW, THEREFORE, THE CONDITION OF THIS OBLIGATION is such that if the Applicant:
  - a) has withdrawn its Tender during the period of Tender validity set forth in the Principal's Letter of Tender (“the Tender Validity Period”), or any extension thereto provided by the Principal; or
  - b) having been notified of the acceptance of its Tender by the Procuring Entity during the Tender Validity Period or any extension thereto provided by the Principal; (i) failed to execute the Contract agreement; or (ii) has failed to furnish the Performance Security, in accordance with the Instructions to tenderers (“ITT”) of the Procuring Entity's Tendering document.

then the guarantee undertakes to immediately pay to the Procuring Entity up to the above amount upon receipt of the Procuring Entity's first written demand, without the Procuring Entity having to substantiate its demand, provided that in its demand the Procuring Entity shall state that the demand arises from the occurrence of any of the above events, specifying which event(s) has occurred.

4. This guarantee will expire: (a) if the Applicant is the successful Tenderer, upon our receipt of copies of the contract agreement signed by the Applicant and the Performance Security and, or (b) if the Applicant is not the successful Tenderer, upon the earlier of (i) our receipt of a copy of the Beneficiary's notification to the Applicant of the results of the Tendering process; or (ii) twenty-eight days after the end of the Tender Validity Period.
5. Consequently, any demand for payment under this guarantee must be received by us at the office indicated above on or before that date.

\_\_\_\_\_  
*[Date]*

\_\_\_\_\_  
*[Signature of the Guarantor]*

\_\_\_\_\_  
*[Witness]*

\_\_\_\_\_  
*[Seal]*

***Note: All italicized text is for use in preparing this form and shall be deleted from the final product.***



**FORM OF TENDER-SECURING DECLARATION.**

*[The Bidder shall complete this Form in accordance with the instructions indicated]*

Date:.....*[insert date (as day, month and year) of Tender Submission]*

Tender No.:..... *[Insert number of tendering process]*

To:.....*[insert complete name of*

*Purchaser]* I/We, the undersigned, declare that:

1. I/We understand that, according to your conditions, bids must be supported by a Tender-Securing Declaration.
2. I/We accept that I/we will automatically be suspended from being eligible for tendering in any contract with the Purchaser for the period of time of .....*[insert number of months or years]* starting on .....*[insert date]*, if we are in breach of our obligation(s) under the bid conditions, because we – (a) have withdrawn our tender during the period of tender validity specified by us in the Tendering Data Sheet; or (b) having been notified of the acceptance of our Bid by the Purchaser during the period of bid validity, (i) fail or refuse to execute the Contract, if required, or (ii) fail or refuse to furnish the Performance Security, in accordance with the instructions to tenders.
3. I/We understand that this Tender Securing Declaration shall expire if we are not the successful Tenderer(s), upon the earlier of:
  - a) our receipt of a copy of your notification of the name of the successful Tenderer; or
  - b) thirty days after the expiration of our Tender.
4. I/We understand that if I am/we are/in a Joint Venture, the Tender Securing Declaration must be in the name of the Joint Venture that submits the bid, and the Joint Venture has not been legally constituted at the time of bidding, the Tender Securing Declaration shall be in the names of all future partners as named in the letter of intent.

Signed:.....

Capacity / title (director or partner or sole proprietor, etc.) .....  
.....

Name: .....

Duly authorized to sign the bid for and on behalf of: .....*[insert complete name of Tenderer]*. Dated on ..... day of..... *[Insert date of signing]*.

Seal or stamp.



**MANUFACTURER’S AUTHORIZATION FORM.**

*[The tenderer shall require the Manufacturer to fill in this Form in accordance with the instructions indicated. This letter of authorization should be on the letterhead of the Manufacturer and should be signed by a person with the proper authority to sign documents that are binding on the Manufacturer. The tenderer shall include it in its Tender, if so indicated in the **TDS.**]*

Date:.....*[insert date (as day, month and year) of Tender submission]*

ITT No.:.....*[insert number of ITT*

*process] Alternative No.:.....[insert identification No if this is a Tender for an alternative]*

To: ..... *[Insert complete name of Procuring*

*Entity] WHEREAS*

We..... *[insert complete name of Manufacturer]*, who are official manufacturers of..... *[insert type of goods manufactured]*, having factories at *[insert full address of Manufacturer's factories]*, do hereby authorize *[insert complete name of tenderer]* to submit a Tender the purpose of which is to provide the following Goods, manufactured by us..... *[insert name and or brief description of the Goods]*, and to subsequently negotiate and sign the Contract.


We hereby extend our full guarantee and warranty in accordance with Clause 28 of the General Conditions of Contract, with respect to the Goods offered by the above firm.

Signed:..... *[Insert signature(s) of authorized representative(s) of the Manufacturer]*

Name:.....*[Insert complete name(s) of authorized representative(s) of the Manufacturer]*

Title:..... *[Insert title]*

Dated on \_\_\_\_\_ day of \_\_\_\_\_, \_\_\_\_\_ *[insert date of signing]*



---

## **PART 2: SUPPLY REQUIREMENTS.**

---

## **SECTION V - SCHEDULE OF REQUIREMENTS.**

### **Notes for Preparing the Schedule of Requirements**

The Schedule of Requirements shall be included in the Tendering document by the Procuring Entity, and shall cover, at a minimum, a description of the goods and services to be supplied and the delivery schedule.

The objective of the Schedule of Requirements is to provide sufficient information to enable tenderers to prepare their Tenders efficiently and accurately, in particular, the Price Schedule, for which a form is provided in Section IV. In addition, the Schedule of Requirements, together with the Price Schedule, should serve as a basis in the event of quantity variation at the time of award of contract pursuant to ITT 42.1.

The date or period for delivery should be carefully specified, taking into account (a) the implications of delivery terms stipulated in the Instructions to tenderers pursuant to the *Incoterms* rules that “delivery” takes place when goods are delivered **to the final place of delivery**, and (b) the date prescribed herein from which the Procuring Entity's delivery obligations start (i.e., notice of award, contract signature, opening or confirmation of the letter of credit).

**1. LIST OF GOODS AND DELIVERY SCHEDULE (N/A).**

*[The Procuring Entity shall fill in this table, with the exception of the column "Tenderer's offered Delivery date" to be filled by the tenderer]*

Line Item N°	Description of Goods	Quantity	Physical unit	Final Destination as specified in TDS	Delivery (as per Incoterms) Date		
					Earliest Delivery Date	Latest Delivery Date	Tenderer's offered Delivery date <i>[to be provided by the tenderer]</i>
<i>[insert item No]</i>	<i>[insert description of Goods]</i>	<i>[insert quantity of item to be supplied]</i>	<i>[insert physical unit for the quantity]</i>	<i>[insert place of Delivery]</i>	<i>[insert the number of days following the date of effectiveness the Contract]</i>	<i>[insert the number of days following the date of effectiveness the Contract]</i>	<i>[insert the number of days following the date of effectiveness the Contract]</i>

## 2. LIST OF RELATED SERVICES AND COMPLETION SCHEDULE (N/A).

*[This table shall be filled in by the Procuring Entity. The Required Completion Dates should be realistic, and consistent with the required Goods Delivery Dates (as per Incoterms)].*

<b>Service</b>	<b>Description of Service</b>	<b>Quantity<sup>1</sup></b>	<b>Physical Unit</b>	<b>Place where Services shall be performed</b>	<b>Final Completion Date(s) of Services</b>
<i>[insert Service No]</i>	<i>[insert description of Related Services]</i>	<i>[insert quantity of items to be supplied]</i>	<i>[insert physical unit for the items]</i>	<i>[insert name of the Place]</i>	<i>[insert required Completion Date(s)]</i>

<sup>1</sup>If applicable

### 3. Technical Specifications

3.1 The purpose of the Technical Specifications (TS), is to define the technical characteristics of the Goods and Related Services required by the Procuring Entity. The Procuring Entity shall prepare the detailed TS consider that:

- i) The TS constitute the benchmarks against which the Procuring Entity will verify the technical responsiveness of Tenders and subsequently evaluate the Tenders. Therefore, well-defined TS will facilitate preparation of responsive Tenders by tenderers, as well as examination, evaluation, and comparison of the Tenders by the Procuring Entity.
- ii) The TS shall require that all goods and materials to be incorporated in the goods be new, unused, and of the most recent or current models, and that they incorporate all recent improvements in design and materials, unless provided for otherwise in the contract.
- iii) The TS shall make use of best practices. Samples of specifications from successful similar procurements in the same country or sector may provide a sound basis for drafting the TS.
- iv) The PPRA encourages the use of metric units.
- v) Standardizing technical specifications may be advantageous, depending on the complexity of the goods and the repetitiveness of the type of procurement. Technical Specifications should be broad enough to avoid restrictions on workmanship, materials, and equipment commonly used in manufacturing similar kinds of goods.
- vi) Standards for equipment, materials, and workmanship specified in the Tendering document shall not be restrictive. Recognized international standards should be specified as much as possible. Reference to brand names, catalogue numbers, or other details that limit any materials or items to a specific manufacturer should be avoided as far as possible. Where unavoidable, such item description should always be followed by the words “or substantially equivalent.” When other particular standards or codes of practice are referred to in the TS, whether from the Procuring Entity's or from other eligible countries, a statement should follow other authoritative standards that ensure at least a substantially equal quality, then the standards mentioned in the TS will also be acceptable.
- vii) Reference to brand names and catalogue numbers should be avoided as far as possible; where unavoidable the words “or at least equivalent” shall always follow such references.
- viii) Technical Specifications shall be fully descriptive of the requirements in respect of, but not limited to, the following:
  - a) Standards of materials and workmanship required for the production and manufacturing of the Goods.
  - b) Any sustainable procurement technical requirements shall be clearly specified.

3.2 To encourage tenderers' innovation in addressing sustainable procurement requirements, as long as the Tender evaluation criteria specify the mechanism for monetary adjustments for the purpose of Tender comparisons, tenderers may be invited to offer Goods that exceeds the specified minimum sustainable procurement requirements.

- i) Detailed tests required (type and number).
- ii) Other additional work and/or Related Services required to achieve full delivery/completion.
- iii) Detailed activities to be performed by the Supplier, and participation of the Procuring Entity thereon.
- iv) List of detailed functional guarantees covered by the Warranty and the specification of the liquidated damages to be applied in the event that such guarantees are not met.

3.3 The TS shall specify all essential technical and performance characteristics and requirements, including guaranteed or acceptable maximum or minimum values, as appropriate. Whenever necessary, the Procuring Entity shall include an additional ad-hoc Tendering form (to be an Attachment to the Letter of Tender), where the tenderer shall provide detailed information on such

technical performance characteristics in respect to the corresponding acceptable or guaranteed values.

- 3.4 When the Procuring Entity requests that the tenderer provides in its Tender a part or all of the Technical Specifications, technical schedules, or other technical information, the Procuring Entity shall specify in detail the nature and extent of the required information and the manner in which it has to be presented by the tenderer in its Tender.
- 3.5 If a summary of the Technical Specifications(TS) has to be provided, the Procuring Entity shall insert information in the table below. The tenderer shall prepare a similar table to justify compliance with the requirements.



## TECHNICAL SPECS FOR DN 15, 20, 25, 32 AND 40 SINGLE JET METERS

TECHNICAL SPECS FOR DN 15, 20, 25, 32 AND 40 SINGLE JET METERS		
Technical Requirement	Description	Evaluation (Requirement fulfilled - Yes/No)
<b>Required Certificates</b>	- ISO 9001:2008 (ISO 9001:2015 is an added advantage); ISO 14001:2004 (ISO 14001:2015 is an added advantage); BS OHSAS 18001:2007;	
	- Type approval certificate (either according to EN ISO 4064:2014, or OIML R49: 2013) from 28-06-2017 listed OIML Issuing Authorities Laboratories i.e. NMI-Australia; PTB-Germany; KIWA or NMiCertin - Netherlands; FORCE Certification A/S-Denmark; LNE-France; NMIJ/AIST-Japan; NMRO-UK; RISE-Sweden;	
	- MID also accepted	
	-	
	- Manufacturer's Authorization to sell	
	-	
	-	
	-	
	- KEBS certificate	
	- Manufacturer's Calibration Certificate	
<b>Type of Water Meter</b>	Single Jet (Mechanical or with AMR enabled * [Smart]); <i>*Automatic Meter Reading or Smart Water Meter</i>	
<b>Class of Water Meter</b>	The value of the ratio $R=Q_3/Q_1$ shall behave a preferred accuracy of R200 for DN15 and R160 for DN 20, 25, 32 & 40mm.	

**TECHNICAL SPECS FOR DN 15, 20, 25, 32 AND 40 SINGLE JET METERS**


Technical Requirement	Description	Evaluation (Requirement fulfilled - Yes/No)																																																								
	<p>(Letter <i>V</i> or <i>H</i> should be marked or inscribed on the meter for the <i>R</i> value, if the meter can only be operated in the vertical or horizontal position. e.g. R200-<i>H</i> and R40-<i>V</i>)  <math>Q_s</math> = Starting Flow rate.</p> <table border="1" data-bbox="560 640 1201 1048"> <thead> <tr> <th>DN</th> <th>mm</th> <th>15</th> <th>20</th> <th>25</th> <th>32</th> <th>40</th> </tr> </thead> <tbody> <tr> <td>L</td> <td>mm</td> <td>110</td> <td>190</td> <td>260</td> <td>260</td> <td>300</td> </tr> <tr> <td><math>Q_3</math></td> <td>m<sup>3</sup>/h</td> <td>2.5</td> <td>4</td> <td>6.3</td> <td>10</td> <td>16</td> </tr> <tr> <td><math>Q_3/Q_1</math></td> <td>R</td> <td>200</td> <td>160</td> <td>160</td> <td>160</td> <td>160</td> </tr> <tr> <td><math>Q_s</math></td> <td>l/h</td> <td>&lt;6</td> <td>12</td> <td>20</td> <td>40</td> <td>60</td> </tr> <tr> <td><math>Q_1</math></td> <td>l/h</td> <td>12.5</td> <td>25</td> <td>39.3</td> <td>62.5</td> <td>100</td> </tr> <tr> <td><math>Q_2</math></td> <td>l/h</td> <td>20</td> <td>40</td> <td>63</td> <td>100</td> <td>160</td> </tr> <tr> <td><math>Q_4</math></td> <td>m<sup>3</sup>/h</td> <td>3.125</td> <td>5</td> <td>7.875</td> <td>12.5</td> <td>20</td> </tr> </tbody> </table>	DN	mm	15	20	25	32	40	L	mm	110	190	260	260	300	$Q_3$	m <sup>3</sup> /h	2.5	4	6.3	10	16	$Q_3/Q_1$	R	200	160	160	160	160	$Q_s$	l/h	<6	12	20	40	60	$Q_1$	l/h	12.5	25	39.3	62.5	100	$Q_2$	l/h	20	40	63	100	160	$Q_4$	m <sup>3</sup> /h	3.125	5	7.875	12.5	20	
DN	mm	15	20	25	32	40																																																				
L	mm	110	190	260	260	300																																																				
$Q_3$	m <sup>3</sup> /h	2.5	4	6.3	10	16																																																				
$Q_3/Q_1$	R	200	160	160	160	160																																																				
$Q_s$	l/h	<6	12	20	40	60																																																				
$Q_1$	l/h	12.5	25	39.3	62.5	100																																																				
$Q_2$	l/h	20	40	63	100	160																																																				
$Q_4$	m <sup>3</sup> /h	3.125	5	7.875	12.5	20																																																				
<p><b>Sizing of Water Meter</b></p>	<p><u>DN 15, 20, 25, 32 &amp; 40.</u>  <b>The meter size will be designated by the nominal size of its inlet and outlet threaded or flanged connectors. Both the inlet and outlet shall be of the same size and on the same axis.</b>                      For each meter size designated, the corresponding fixed set of dimensions must correspond to BS 5728/1, ISO 4064-1: 2014 and no deviations from this shall be accepted (DN 15mm, 20, 25, 32 &amp; 40mm)</p>																																																									
<p><b>Meter Application</b></p>	<p><b><u>Water Utility request for Accuracy Class 2 water meters</u></b>  <b>The meter manufacturer shall specify the accuracy class</b>  <b>ISO 4064-1:2014 Section 4.2</b>  <b>Accuracy class and maximum permissible error (MPE)</b>  <b>4.2.1 General</b>                      A water meter shall be designed and manufactured such that its errors (of indication) do not exceed the maximum permissible errors (MPEs) as defined in 4.2.2 or 4.2.3 under rated operating conditions.                      A water meter shall be designated as either accuracy class 1 or accuracy class 2, according to the requirements of 4.2.2 or 4.2.3.</p>																																																									
<p><b>Material</b></p>	<p><b>4.2.2 Accuracy class 1 water meters</b></p>																																																									

TECHNICAL SPECS FOR DN 15, 20, 25, 32 AND 40 SINGLE JET METERS		
Technical Requirement	Description	Evaluation (Requirement fulfilled - Yes/No)
Requirements	<p>The MPE for the upper flow rate zone (<math>Q_2 \leq Q \leq Q_4</math>) is <math>\pm 1\%</math>, for temperatures from <math>0,1\text{ }^\circ\text{C}</math> to <math>30\text{ }^\circ\text{C}</math>, and <math>\pm 2\%</math> for temperatures greater than <math>30\text{ }^\circ\text{C}</math>.</p> <p>The MPE for the lower flow rate zone (<math>Q_1 \leq Q &lt; Q_2</math>) is <math>\pm 3\%</math> regardless of the temperature range.</p>	
	<p><b>4.2.3 Accuracy class 2 water meters</b></p> <p>A water meter shall be designated as accuracy class 2. This requires the Maximum Permissible Error (MPE) to be <math>\pm 2\%</math> (for temperatures from <math>0,1\text{ }^\circ\text{C}</math> to <math>30\text{ }^\circ\text{C}</math> and <math>\pm 3\%</math> for temperatures greater than <math>30\text{ }^\circ\text{C}</math>) for the upper flow rate zone. As the temperature in Kenya is greater than <math>30\text{ }^\circ\text{C}</math>, a MPE of <math>\pm 3\%</math> is acceptable. The MPE for the lower flow rate zone shall be <math>\pm 5\%</math>.</p> <p>The MPE for the upper flow rate zone (<math>Q_2 \leq Q \leq Q_4</math>) is <math>\pm 2\%</math>, for temperatures from <math>0,1\text{ }^\circ\text{C}</math> to <math>30\text{ }^\circ\text{C}</math>, and <math>\pm 3\%</math> for temperatures greater than <math>30\text{ }^\circ\text{C}</math>.</p> <p><b>The MPE for the lower flow rate zone (<math>Q_1 \leq Q &lt; Q_2</math>) is <math>\pm 5\%</math> regardless of the temperature range..</b></p>	
	<p>The material should be resistant to normal exposures. <b>The meter body shall be UV stabilized (co-) polymer, NOT plastic. <u>The copolymer meter will only have copolymer threads.</u></b>(The meter body material to be specified in the brochure).</p> <p>For 15mm, the meter should be copolymer. For 20mm, 25mm, 32mm and 40mm, the meters should be made of brass.</p>	
	<p>Threaded meters shall be supplied complete with a set of connectors that are made of copper alloy or equivalent material resistant to corrosion, rust and damage due to shock or vibration. The connectors shall be threaded to the correct male size, comprising cap nuts, linings and fiber sealing washers. The meter linings shall have adequate provisions to safeguard against tampering. Ensure adequate thread tape is provided.</p> <p>Only copolymer threads are allowed for co-polymer meters. Only brass threads are allowed for brass meters.</p>	
	<p>The meters should have thread caps to prevent thread damaging .</p>	
	<p><b>Strainers for DN15, 20, DN25, DN32 and DN40 only</b></p> <p>In-built sieves/strainers shall be incorporated in consumer flow meters.</p>	
	<p>All meters shall be provided with effective inlet strainers which shall be of rigid construction, close fitting and designed for easy removal. Inlet strainers shall be of nickel-plated</p>	

**TECHNICAL SPECS FOR DN 15, 20, 25, 32 AND 40 SINGLE JET METERS**

Technical Requirement	Description	Evaluation (Requirement fulfilled - Yes/No)
	copper, stainless steel or other materials having satisfactory characteristics. The strainer shall have an effective straining area of at least three times that of the meter body inlet diameter. Tenderers shall provide details of the materials of construction, aperture size and design of strainers. Larger size meters are flanged.	
	Suitable in-built strainer (0.75mm aperture & 2,844 mm <sup>2</sup> mesh (made of stainless steel) area) shall protect the measuring mechanism. For larger sizes, suppliers shall submit the required strainer aperture and mesh sizes	
	<p><b><i>Non-return Valves for DN15, 20, DN25, DN32 and DN40 only.</i></b>                      All meters shall be supplied with integral non-return valves. Tenderers shall provide details of the materials of construction and design of non-return valves. A sample provided of the Non-return valve is also requested. Larger size meters have no NRV's.</p>	
	<p><b><i>End Connectors</i></b>  <b><u>All meters of size 15 to 40mm</u></b> diameter shall be supplied complete with a set of copper alloy connectors (linings and cap nuts) threaded to ½” BSP male containing no less than 57% copper and rubber sealing washers.</p>	
	<p><b>ISO 4064-1:2014 section 6.1.7A</b> water meter shall be of such design, composition, and construction that it does not facilitate the perpetration of fraud. A visible indicator showing any form of tampering is a requirement.</p>	
	The meter shall be delivered calibrated.	
	<p>In addition to the inscription requirement in <b>ISO 4064-1:2014 Section 6.6</b> (see Annex F, Marks and Inscriptions), the nominal diameter is required to be marked on the meter. As the recommended temperature class, T50, differs from T30, it should be indicated additionally. Furthermore, the abbreviation <b>NAWASSCO</b> shall be engraved to reduce the chance of theft.</p> <p><b>Marks and inscriptions</b>  <b>6.6.2</b> A water meter shall be clearly and indelibly marked with the following information, either grouped or distributed, on the casing, the indicating device dial, an identification plate or the meter cover, if it is not detachable. These markings shall be visible without dismantling the water meter after the instrument has been placed on the market or put into use.</p> <p>a) Unit of measurement.</p>	

**TECHNICAL SPECS FOR DN 15, 20, 25, 32 AND 40 SINGLE JET METERS**

Technical Requirement	Description	Evaluation (Requirement fulfilled - Yes/No)												
	<p>b) Accuracy class, where it differs from accuracy class 2.</p> <p>c) Numerical value of <math>Q_3</math> and the ratio <math>Q_3/Q_1</math>: if the meter measures reverse flow and the values of <math>Q_3</math> and the ratio <math>Q_3/Q_1</math> are different in the two directions, both values of <math>Q_3</math> and <math>Q_3/Q_1</math> shall be inscribed; the direction of flow to which each pair of values refers shall be clear. The ratio <math>Q_3/Q_1</math> may be expressed as R, e.g. "R160". If the meter has different values of <math>Q_3/Q_1</math> in horizontal and vertical positions, both values of <math>Q_3/Q_1</math> shall be inscribed, and the orientation to which each value refers shall be clear.</p> <p>d) Type approval sign according to national regulations.</p> <p>e) Name or trademark of the manufacturer.</p> <p>f) Year of manufacture, the last two digits of the year of manufacture, or the month and year of manufacture.</p> <p>g) Serial number (as near as possible to the indicating device). The serial number may be engraved or laser printed in a data matrix format (article code + serial number) for auto reading of the serial number.</p> <p>Marking of approving laboratory with approval number</p> <p>Indelible marking of QR data matrix showing meter serial number, and traceability of order from manufacturer.</p> <p><i>{Data Matrix code is a two-dimensional barcode consisting of black and white "cells" or modules arranged in either a square or rectangular pattern, also known as a matrix. The information to be encoded can be text or numeric data.}</i></p>  <p>h) Direction of flow, by means of an arrow (shown on both sides of the body or on one side only provided the direction of flow arrow is easily visible under all circumstances).</p> <p>i) Maximum admissible pressure (MAP) if it exceeds 1 MPa (10 bar) or 0.6 MPa (6 bar) for <math>DN \geq 500</math>.</p> <p>j) Letter V or H, if the meter can only be operated in the vertical or horizontal position.</p> <p>k) The temperature class will be <b>T50</b>.</p> <table border="1" data-bbox="528 1977 1059 2125"> <thead> <tr> <th>Class</th> <th>mAT<sup>0</sup>C</th> <th>MAT °C</th> </tr> </thead> <tbody> <tr> <td>T30</td> <td>0.1</td> <td>30</td> </tr> <tr> <td>T50</td> <td>0.1</td> <td>50</td> </tr> <tr> <td>T70</td> <td>0.1</td> <td>70</td> </tr> </tbody> </table>	Class	mAT <sup>0</sup> C	MAT °C	T30	0.1	30	T50	0.1	50	T70	0.1	70	
Class	mAT <sup>0</sup> C	MAT °C												
T30	0.1	30												
T50	0.1	50												
T70	0.1	70												

**TECHNICAL SPECS FOR DN 15, 20, 25, 32 AND 40 SINGLE JET METERS**

Technical Requirement	Description	Evaluation (Requirement fulfilled - Yes/No)																					
	<table border="1" data-bbox="528 376 1059 645"> <tr><td>T90</td><td>0.1</td><td>90</td></tr> <tr><td>T130</td><td>0.1</td><td>130</td></tr> <tr><td>T180</td><td>0.1</td><td>180</td></tr> <tr><td>T30/70</td><td>30</td><td>70</td></tr> <tr><td>T30/90</td><td>30</td><td>90</td></tr> <tr><td>T30/130</td><td>30</td><td>130</td></tr> <tr><td>T30/180</td><td>30</td><td>180</td></tr> </table> <p>l) The pressure loss class where it differs from <math>\Delta p63</math>.  m) The installation sensitivity class where it differs from U0/D0. <b>However, U0/D0 is required.</b></p> <p>A working pressure of <i>1,600 kPa</i> is recommended. This should be indicated on the meter as well. <i>1 bar = 100kPa</i></p> <p>A water meter shall be designated as accuracy class 2. This requires the Maximum Permissible Error (MPE) to be <math>\pm 2\%</math> (for temperatures from <math>0.1\text{ }^{\circ}\text{C}</math> to <math>30\text{ }^{\circ}\text{C}</math> and <math>\pm 3\%</math> for temperatures greater than <math>30\text{ }^{\circ}\text{C}</math>) for the upper flow rate zone. As the temperature in Kenya is greater than <math>30\text{ }^{\circ}\text{C}</math>, a MPE of <math>\pm 3\%</math> is acceptable. The MPE for the lower flow rate zone shall be <math>\pm 5\%</math>.</p>	T90	0.1	90	T130	0.1	130	T180	0.1	180	T30/70	30	70	T30/90	30	90	T30/130	30	130	T30/180	30	180	
T90	0.1	90																					
T130	0.1	130																					
T180	0.1	180																					
T30/70	30	70																					
T30/90	30	90																					
T30/130	30	130																					
T30/180	30	180																					
<b>Engraving</b>	The abbreviation of <b>NAWASSCO</b> shall be engraved to reduce the chance of theft.																						
<b>Packaging</b>	Every single meter must be packed separately with a robust shock-proof or shock-resistant material (such as bubble-wrap) to prevent it from damage during transportation, delivery and installation.																						
<b>Non-Return Valve</b>	The meter shall have inbuilt Non – Return Valve to reduce the risk of water meter reversal fraud.																						
<b>Water Hammer</b>	The meter has to be tested against the effect of water hammer for up to 100,000 cycles. The meter remains within the calibration range for period of minimum one year.																						
	<b>Spare parts/after sales service: NO SPARE PARTS!</b> A water meter shall require no spare parts or servicing, except for the removal of silt from the internal strainer. This ensures that the metrology of the water meter is preserved, protected and never tampered with.																						
	The water meter manufacturer must guarantee that the meter will perform at its optimum accuracy throughout its lifespan with only the removal of silt.																						
	<b>Maintenance manuals:</b> Installation manuals, commercial guides and data sheets (in English) shall be provided. The only maintenance will be removal of silt.																						
	<b>Warranty:</b> The minimum warranty period shall be two years. Warranty must be from the manufacturer.																						

**TECHNICAL SPECS FOR DN 15, 20, 25, 32 AND 40 SINGLE JET METERS**

Technical Requirement	Description	Evaluation (Requirement fulfilled - Yes/No)
	For specially designed and manufactured unservicable water meters, the manufacturer should provide <b><u>a guaranteed lifespan of at least 8 years.</u></b>	
<b>Additional Non-Technical Requirements</b>		
	<p><b>Testing:</b>                      Before authorizing payments and upon delivery after the award of contract, the company will be sampling 5% of the meters at random. A batch will be considered as failed if one or more meters do not comply with the established technical specifications or have failed the tests. Under these circumstances, the specific batch of meters has to be rejected. A random batch of 5% in every batch of 100 meters will be selected by a representative of the NAWASSCO’s technical department.                      The tests must be conducted by a Kenya National Accreditation Service (KENAS) Accredited Meter Testing Laboratory such as KEBS or Nyeri Water and Sewerage Company Ltd.                      The costs for testing shall be taken over by the supplier. Furthermore, the supplier has also to bear the costs for replacement if rejected.</p> <p>A sample of DN 15mm meter to be provided by the bidder</p>	
<b>Metrological requirements</b>	<p><b>ISO 4064-1:2014 Section 3</b></p> <p><math>Q_1</math> - <b>minimum flow rate</b> - lowest flow rate at which the meter is to operate within the maximum permissible errors</p> <p><math>Q_2</math> - <b>transitional flow rate</b> - flow rate between the permanent flow rate and the minimum flow rate that divides the flow rate range into two zones, the upper flow rate zone and the lower flow rate zone, each characterized by its own maximum permissible errors</p> <p><math>Q_3</math> - <b>permanent flow rate</b> - highest flow rate within the rated operating conditions at which the meter is to operate within the maximum permissible errors</p> <p><math>Q_4</math> - <b>overload flow rate</b> - highest flow rate at which the meter</p>	

**TECHNICAL SPECS FOR DN 15, 20, 25, 32 AND 40 SINGLE JET METERS**

Technical Requirement	Description	Evaluation (Requirement fulfilled - Yes/No)
	<p>is to operate for a short period of time within the maximum permissible errors, while maintaining its metrological performance when it is subsequently operating within the rated operating conditions</p> <p><b>ISO 4064-1:2014 Section 4</b></p> <p>4.1 Values of <math>Q_1</math>, <math>Q_2</math>, <math>Q_3</math>, and <math>Q_4</math></p> <p>4.1.1 The flow rate characteristics of a water meter shall be defined by the values of <math>Q_1</math>, <math>Q_2</math>, <math>Q_3</math>, and <math>Q_4</math>.</p> <p>4.1.2 A water meter shall be designated by the numerical value of <math>Q_3</math> in <math>m^3/h</math> and the ratio <math>Q_3/Q_1</math>.</p> <p>4.1.3 The value of <math>Q_3</math>, expressed in <math>m^3/h</math>, shall be chosen from the following list:                      1; 1,6; 2,5; 4; 6,3; 10; 16; 25; 40; 63; 100; 160; 250; 400; 630; 1000; 1600; 2500; 4000; 6300;  <i>The list may be extended to higher or lower values in the series.</i></p> <p>4.1.4 The value of the ratio <math>Q_3/Q_1</math> shall be chosen from the following list: 40; 50; 63; 80; 100; 125; 160; 200; 250; 315; 400; 500; 630; 800; 1000  <i>The list may be extended to higher values in the series.</i>  <i>NOTE: The values in 4.1.3 and 4.1.4 are taken from ISO 3,[4] R 5 and R 10 lines, respectively.</i></p> <p>4.1.5 The ratio <math>Q_2/Q_1</math> shall be 1,6.</p> <p>4.1.6 The ratio <math>Q_4/Q_3</math> shall be 1,25.</p> <p>Tenderers shall state the meteorological classes of the meters offered.</p>	



**TECHNICAL SPECS FOR DN 15, 20, 25, 32 AND 40 SINGLE JET METERS**

Technical Requirement	Description	Evaluation (Requirement fulfilled - Yes/No)																				
<p><b>Pr Pressure Loss</b></p>	<p><b>ISO 4064-1:2014 Section 6.5</b></p> <p>The pressure loss through a water meter, including its filter or strainer and/or straightener, where either of these forms an integral part of the water meter, shall not be greater than 0,063 MPa (0,63 bar) between <math>Q_1</math> and <math>Q_3</math>.</p> <table border="1" data-bbox="448 750 1150 1055"> <thead> <tr> <th rowspan="2">Class</th> <th colspan="2">Maximum Pressure Loss</th> </tr> <tr> <th>MPa</th> <th>Bar</th> </tr> </thead> <tbody> <tr> <td><math>\Delta p_{63}</math></td> <td>0.063</td> <td>0.63</td> </tr> <tr> <td><math>\Delta p_{63}</math></td> <td>0.040</td> <td>0.40</td> </tr> <tr> <td><math>\Delta p_{63}</math></td> <td>0.025</td> <td>0.25</td> </tr> <tr> <td><math>\Delta p_{63}</math></td> <td>0.016</td> <td>0.16</td> </tr> <tr> <td><math>\Delta p_{63}</math></td> <td>0.010</td> <td>0.10</td> </tr> </tbody> </table>	Class	Maximum Pressure Loss		MPa	Bar	$\Delta p_{63}$	0.063	0.63	$\Delta p_{63}$	0.040	0.40	$\Delta p_{63}$	0.025	0.25	$\Delta p_{63}$	0.016	0.16	$\Delta p_{63}$	0.010	0.10	
Class	Maximum Pressure Loss																					
	MPa	Bar																				
$\Delta p_{63}$	0.063	0.63																				
$\Delta p_{63}$	0.040	0.40																				
$\Delta p_{63}$	0.025	0.25																				
$\Delta p_{63}$	0.016	0.16																				
$\Delta p_{63}$	0.010	0.10																				
<p><b>In Indicating device</b></p>	<p><b>ISO 4064-1:2014 Section 6.7 Indicating device</b></p> <p><b>6.7.1 General requirements</b></p> <p><b>6.7.1.1 Function</b></p> <p>The indicating device of a water meter shall provide an easily readable, reliable, and unambiguous visual indication of the indicated volume. A combination meter may have two indicating devices, the sum of which provides the indicated volume.</p> <p><b>6.7.1.2 Unit of measurement, symbol, and its placement</b></p> <p>The indicated volume of water shall be expressed in cubic metres. The symbol <math>m^3</math> shall appear on the dial or immediately adjacent to the numbered display.</p> <p>If units of measurement outside the SI are required or allowed by a country's national regulations, these units of measurement shall be considered acceptable for indications in that country. In international trade, the officially agreed equivalents between these units of measurement and those of the SI shall be used</p>																					

TECHNICAL SPECS FOR DN 15, 20, 25, 32 AND 40 SINGLE JET METERS

Technical Requirement	Description	Evaluation (Requirement fulfilled - Yes/No)												
	<p><b>ISO4064-1:2014 Section 6.7.1.3 Indicating range</b></p> <table border="1" data-bbox="517 421 1179 698"> <thead> <tr> <th data-bbox="517 421 895 495"><math>Q_3</math></th> <th data-bbox="895 421 1179 495">Indicating Range (Minimum Values)</th> </tr> </thead> <tbody> <tr> <td data-bbox="517 495 895 533"><math>m^3/h</math></td> <td data-bbox="895 495 1179 533"><math>m^3</math></td> </tr> <tr> <td data-bbox="517 533 895 584"><math>Q_3 \leq 6,3</math></td> <td data-bbox="895 533 1179 584">9 999</td> </tr> <tr> <td data-bbox="517 584 895 622"><math>6,3 &lt; Q_3 \leq 63</math></td> <td data-bbox="895 584 1179 622">99 999</td> </tr> <tr> <td data-bbox="517 622 895 660"><math>63 &lt; Q_3 \leq 630</math></td> <td data-bbox="895 622 1179 660">999 999</td> </tr> <tr> <td data-bbox="517 660 895 698"><math>630 &lt; Q_3 \leq 6 300</math></td> <td data-bbox="895 660 1179 698">9 999 999</td> </tr> </tbody> </table> <p>The indicating device shall be able to record the indicated volume in cubic metres given in Table above without passing through zero.</p> <p><b>6.7.1.4 Colour coding for indicating devices</b>  The colour black should be used to indicate the cubic metre and its multiples.  The colour red should be used to indicate sub-multiples of a cubic metre.  These colours shall be applied to either pointers, indexes, numbers, wheels, discs, dials or to the apertureframes.</p> <p>Other means of indicating the cubic metre, its multiples and its sub-multiples may be used for a water meter provided there is no ambiguity in distinguishing between the primary indication and alternative displays, e.g. sub-multiples for verification and testing.</p> <p><b>6.7.2 Types of indicating device</b>  Any of the following types shall be used.</p> <p><b>6.7.2.1 Type 1 - Analogue device</b>  The indicated volume is indicated by continuous movement of</p> <p>a) one or more pointers moving relative to graduated scales, or</p> <p>b) one or more circular scales or drums each passing an index.  The value expressed in cubic metres for each scale division shall be of the form <math>10n</math>, where <math>n</math> is a positive or negative whole number or zero, thereby establishing a system of consecutive decades. Each scale shall either be graduated in values expressed in cubic metres or accompanied by a multiplication factor (<math>\times 0,001</math>; <math>\times 0,01</math>; <math>\times 0,1</math>; <math>\times 1</math>; <math>\times 10</math>; <math>\times 100</math>; <math>\times 1 000</math>, etc.)  Rotational movement of the pointers or circular scales shall be clockwise.  Linear movement of pointers or scales shall be left to right.  Movement of numbered roller indicators (drums) shall be upwards.</p> <p><b>6.7.2.2 Type 2 - Digital device</b>  The indicated volume is given by a line of adjacent digits</p>	$Q_3$	Indicating Range (Minimum Values)	$m^3/h$	$m^3$	$Q_3 \leq 6,3$	9 999	$6,3 < Q_3 \leq 63$	99 999	$63 < Q_3 \leq 630$	999 999	$630 < Q_3 \leq 6 300$	9 999 999	
$Q_3$	Indicating Range (Minimum Values)													
$m^3/h$	$m^3$													
$Q_3 \leq 6,3$	9 999													
$6,3 < Q_3 \leq 63$	99 999													
$63 < Q_3 \leq 630$	999 999													
$630 < Q_3 \leq 6 300$	9 999 999													

**TECHNICAL SPECS FOR DN 15, 20, 25, 32 AND 40 SINGLE JET METERS**

Technical Requirement	Description	Evaluation (Requirement fulfilled - Yes/No)
	<p>appearing in one or more apertures. The advance of a given digit shall be completed while the digit of the next immediately lower decade changes from 9 to 0. The apparent height of the digits shall be at least 4 mm.</p> <p><b>For non-electronic devices:</b></p> <p>a) movement of numbered roller indicators (drums) shall be upwards;</p> <p>b) if the lowest value decade has a continuous movement, the aperture shall be large enough to permit a digit to be read unambiguously.</p> <p><b>For electronic devices:</b></p> <p>c) either permanent or non-permanent displays are permitted - for non-permanent displays, the volume shall be able to be displayed at any time for at least 10 s;</p> <p>d) the meter shall provide visual checking of the entire display which shall have the following sequence:</p> <p>1) for seven segment type displaying all the elements (e.g. an “eights” test);</p> <p>2) for seven segment type blanking all the elements (a “blanks” test);</p> <p>3) for graphical displays an equivalent test to demonstrate that display faults cannot result in any digit being misinterpreted.</p>	
<p><b>M Materials and Design</b></p>	<p>The materials used in the construction shall be designed to withstand raw and treated (potable) water and operate for at least 5 years without normal need for maintenance or repair and without the maximum error exceeding the specified limits.</p> <p>Tenderers shall specify the optimum pH and the water quality for which the meters have been designed.</p> <p>They must be constructed throughout of materials which are resistant to internal and external corrosion and if necessary be protected by some suitable surface treatment. All materials of the water meter which are in contact with the water flowing through the water meter shall be non-toxic and non-tainting. Water temperature variations within the working range shall not adversely affect the materials used in the construction of the water meter.</p> <p>The water meter must be resistance to sand, manganese, lime, 12,000 Gauss magnets, hot needles, G-clamps and condensation on the underside of the window of indicating device.</p> <p><b>ISO 4064-1:2014 Section 6.1 Materials and construction of water meters</b></p> <p><b>6.1.1</b> A water meter shall be manufactured from materials of adequate strength and durability for the purpose for which it is</p>	

**TECHNICAL SPECS FOR DN 15, 20, 25, 32 AND 40 SINGLE JET METERS**

Technical Requirement	Description	Evaluation (Requirement fulfilled - Yes/No)
	<p>to be used.</p> <p><b>6.1.2</b> A water meter shall be manufactured from materials which shall not be adversely affected by the water temperature variations, within the working temperature range</p> <p><b>6.1.3</b> All parts of a water meter in contact with the water flowing through it shall be manufactured from materials which are conventionally known to be non-toxic, non-contaminating, and biologically inert. <i>Attention is drawn to national regulations.</i></p> <p><b>6.1.4</b> The complete water meter shall be manufactured from materials which are resistant to internal and external corrosion or which are protected by a suitable surface treatment.</p> <p><b>6.1.5</b> A water meter indicating device shall be protected by a transparent window. A cover of a suitable type may also be provided as additional protection.</p> <p><b>6.1.6</b> Where there is a risk of condensation forming on the underside of the window of a water meter indicating device, the water meter shall incorporate devices for prevention or elimination of condensation. <i>(The units should be permanently sealed and should be frost, moisture and dust proof.)</i></p> <p><b>6.1.7</b> A water meter shall be of such design, composition, and construction that it does not facilitate the perpetration of fraud.</p> <p><b>6.1.8</b> A water meter shall be fitted with a metrological controlled display. The display shall be readily accessible to the customer, without requiring the use of a tool.</p> <p><b>6.1.9</b> A water meter shall be of such design, composition, and construction that it does not exploit the MPE or favour any party.</p>	
<b>Di Dial Counter</b>	<p>The dial should be of dry dial magnetic type in all the water meters. The register is fully – sealed, vacuum filled, with a sample straight – reading presentation. The register is placed in a window inside the meter body in the direction of flow for easy reading.</p>	
<b>Meter Installation Orientation</b>	<p>Letter V or H should be marked or inscribed on the meter, if the meter can only be operated in the vertical or horizontal position. [Velocity Meters]</p>	
<b>Installation Requirements</b>	<p><b>It is recommended that the Manufacturer provides his / her specific preferred installation instructions.</b> The installation instructions shall be guided by the ISO 4064-5:2014 best practice recommendations.</p> <p><b>ISO 4064-5:2014 - Installation.</b></p> <p><b>6.1 General requirements</b></p> <p><b>6.1.1</b> Every water meter, single or in a group, shall be easily accessible for reading (without the use of a mirror or ladder,</p>	

**TECHNICAL SPECS FOR DN 15, 20, 25, 32 AND 40 SINGLE JET METERS**

Technical Requirement	Description	Evaluation (Requirement fulfilled - Yes/No)
	<p>for instance), for installation, for maintenance, for removal and for <i>in situ</i> dismantling of the mechanism if required.</p> <p>In addition, for water meters of a mass in excess of 25 kg, there shall be clear access to the installation site to allow the water meter to be brought to, or removed from, its working position, and adequate space around the working position for the installation of lifting gear. The following points should be taken into account:</p> <ul style="list-style-type: none"> <li>a) the need for adequate illumination of the installation site;</li> <li>b) the need for the floor to be even, rigid, non-slip and clear of obstacles.</li> </ul> <p><b>6.1.2</b> Associated fittings such as those specified in Clause 5, if fitted, shall also be readily accessible, and the requirements of 6.1.1 relating to large meters are also applicable for the fittings.</p> <p><b>6.1.3</b> Measures shall be employed to avoid contamination, especially when the meter is installed in a pit, by mounting the water meter and the fittings at a sufficient height above the floor. If necessary, the pit shall be provided with a sump or drain for water removal.</p> <p><b>6.2 Installation requirements</b></p> <p><b>6.2.1</b> For correct operation, a water meter shall always be full of water. If there is a risk of air entering the meter, an upstream air release valve shall be installed.</p> <p><b>6.2.2</b> The meter shall be protected from the risk of damage by shock or vibration.</p> <p><b>6.2.3</b> The meter shall not be subjected to undue stresses caused by pipes and fittings. If necessary, it shall be mounted on a plinth or bracket. The water pipe lines and associated fittings shall be adequately anchored to ensure that no part of the installation can be displaced under water thrust when the meter is dismantled or disconnected on one side.</p> <p><b>6.2.4</b> The meter shall be protected from the risk of damage from extremes of temperature of the water or ambient air.</p> <p><b>6.2.5</b> Where possible, the meter pit shall be protected from flooding and rainwater.</p> <p><b>6.2.6</b> The instructions shall give limits on orientation dependent on the meter type.</p> <p><b>6.2.7</b> The meter shall be protected from the risk of damage due to external environmental corrosion.</p> <p><b>6.2.8</b> In the case where the water meter is part of an electrical</p>	

**TECHNICAL SPECS FOR DN 15, 20, 25, 32 AND 40 SINGLE JET METERS**

Technical Requirement	Description	Evaluation (Requirement fulfilled - Yes/No)
	<p>earthing, in order to minimize the risk to operational staff, there shall be a permanent shunt for the water meter and its associated fittings.</p> <p><b>NOTE:</b> Any national or local legislation concerning the use of water pipes for this purpose applies in the country of use.</p> <p><b>6.2.9</b> Unfavourable hydraulic conditions, e.g. cavitation, surging and water hammer, should be avoided.</p>	
<p><b>A Automatic Meter Reading Capability</b></p>	<p>The water meter shall be AMR ready or enabled to allow for future Automatic Meter Reading Capabilities. The AMR meter shall conform to the following characteristics so that it can be ready for AMR. For future tasks, the AMR water meter shall also be compatible with an external pulse reader or sensor and can transmit meter readings via a radio frequency reading system or a fixed network pulse transmitter via GPRS / GSM. Characteristics of the Pulse Reader, Radio frequency reading system and fixed network pulse transmitter are detailed below</p> <p>The water meter will be equipped with pulse emitters which can manage the flow values in both directions and also features alarms.</p> <p>An external pulse reader or sensor that is fixed on the meter and fitted with either a radio frequency reading system or a fixed network pulse transmitter via GPRS / GSM.</p> <p><b>Properties of Pulse Reader or Sensor:</b></p> <ol style="list-style-type: none"> <li>1. Compact radio emitter</li> <li>2. Compatible with a modular meter inductive technology (Ha+Ti or Ti)</li> <li>3. Frequency MHz 868.95 or 434.47 (for mobile mode walk-by or drive-by through radio frequency transmission module) and 868.30 or 433.42 (for fixed Network via GPRS/GSM)</li> <li>4. Transmission power 16mW</li> <li>5. Transmission mode Unidirectional</li> <li>6. Radio range Up to 2000 m depending on the environment with a Bluetooth receiver for transmission of meter readings</li> <li>7. Approval EN 300 220, CE RTTE</li> <li>8. Battery lifetime up to 15 years and a continuous signal emission in programmable seconds.</li> <li>9. Degree of Protection should be IP 68</li> </ol>	

**TECHNICAL SPECS FOR DN 15, 20, 25, 32 AND 40 SINGLE JET METERS**

Technical Requirement	Description	Evaluation (Requirement fulfilled - Yes/No)
	<p>10. Insensitive to magnetic fraud                      11. Tampering Alarm                      12. Provision for manual download and/or delete readings directly from the water meter incase the radio frequency module fails.</p> <p>The pulse reader or sensor shall include an electronic circuit that picks up the data sent by an emitter (clipped on a water meter) and stores them in a memory.</p> <p>The pulse reader or sensor transmits the data and other operating information atleast every 10 seconds or less on mobile mode walk-by or drive-by through radio frequency transmission module and atleast every 20 minutes or lessfor fixed Network via GPRS/GSM.</p> <p><b>Walk-by/Drive-by :</b>                      A handheld unit equipped with an a receiver that collects the reading information and directly transfers them to the central computer system within a certain radius.</p> <p><b>Fixed network :</b>                      A fixed GPRS/LAN receiver installed in buildings, will collect the data from all the external pulse readers or sensors, memorize them, and transmit them each day via GPRS/LAN to a centralized server.</p> <p>Can be connected to remote reading or consumption-analysis systems.</p> <p>Comply with ISO 4064-1:2014 Section 5 i.e. “Water Meters equipped with electronic devices“</p>	

## TECHNICAL SPECIFICATION FOR DN 15, 20,25,32,40 MM VOLUMTERIC METERS

TECHNICAL SPECS FOR DN 15, 20,25,32,40 MM VOLUMTERIC METERS							
Technical Requirement	Description						Evaluation (Requirement fulfilled - Yes/No)
<b>Required Certificates</b>	- ISO 9001:2008 (ISO 9001:2015 is an added advantage); ISO 14001:2004 (ISO 14001:2015 is an added advantage); BS OHSAS 18001:2007;						
	- Type approval certificate (either according to EN ISO 4064:2014, or OIML R49: 2013) from 28-06-2017 listed OIML Issuing Authorities Laboratories i.e. NMI-Australia; PTB-Germany; KIWA or NMI Certin - Netherlands; FORCE Certification A/S-Denmark; LNE-France; NMIJ/AIST-Japan; NMRO-UK; RISE-Sweden;						
	- MID also accepted						
	- Manufacturer's Authorization to sell						
	- KEBS certificate						
	- Manufacturer's Calibration Certificate						
<b>Type of Water Meter</b>	Volumetric (Mechanical with AMR enabled * [Smart]); * <i>Automatic Meter Reading or Smart Water Meter</i>						
<b>Class of Water Meter</b>	The value of the ratio $R=Q_3/Q_1$ shall behave a preferred accuracy of R315;						
	<b>ND</b>	<b>mm</b>	<b>15</b>	<b>20</b>	<b>25</b>	<b>32</b>	<b>40</b>
	<b>L</b>	mm	110	190	260	260	300
	<b>Q<sub>3</sub></b>	m <sup>3</sup> /h	2.5	4	6.3	10	16
	<b>Q<sub>3</sub>/Q<sub>1</sub></b>	R	315	315	315	315	315
	<b>Q<sub>s</sub></b>	l/h	0.5	2	5	5	5
	<b>Q<sub>1</sub></b>	l/h	7.93	12.6	20	31.7	50.79
	<b>Q<sub>2</sub></b>	l/h	12.6	20.16	32	50.79	81.26
			9				
	<b>Q<sub>4</sub></b>	m <sup>3</sup> /h	3.12	5	7.87	12.5	20
			5				
<b>Sizing of Water Meter</b>	DN 15, 20, 25, 32 & 40 is requested. <b>The meter size will be designated by the nominal size of its inlet and outlet threaded or flanged connectors. Both the inlet and outlet shall be of the same size and on the same axis.</b> For each meter size designated, the corresponding fixed set of dimensions must correspond to BS 5728/1, ISO 4064-1: 2014 and no deviations from this shall be accepted						




**TECHNICAL SPECS FOR DN 15, 20,25,32,40 MM VOLUMTERIC METERS**

Technical Requirement	Description	Evaluation (Requirement fulfilled - Yes/No)
	(DN 15mm, 20, 25, 32 & 40mm)...	
<b>Meter Application</b>	<p><b><u>Water utility requests for Accuracy Class 2 water meters</u></b></p> <p><b>The meter manufacturer shall specify the accuracy class</b></p> <p><b>ISO 4064-1:2014 Section 4.2</b>  <b>Accuracy class and maximum permissible error (MPE)</b></p> <p><b>4.2.1 General</b>  A water meter shall be designed and manufactured such that its errors (of indication) do not exceed the maximum permissible errors (MPEs) as defined in 4.2.2 or 4.2.3 under rated operating conditions.  A water meter shall be designated as either accuracy class 1 or accuracy class 2, according to the requirements of 4.2.2 or 4.2.3.</p> <p><b>4.2.2 Accuracy class 1 water meters</b>  The MPE for the upper flow rate zone (<math>Q_2 \leq Q \leq Q_4</math>) is <math>\pm 1\%</math>, for temperatures from 0,1 °C to 30 °C, and <math>\pm 2\%</math> for temperatures greater than 30 °C.  The MPE for the lower flow rate zone (<math>Q_1 \leq Q &lt; Q_2</math>) is <math>\pm 3\%</math> regardless of the temperature range.</p> <p><b>4.2.3 Accuracy class 2 water meters</b>  A water meter shall be designated as accuracy class 2. This requires the Maximum Permissible Error (MPE) to be <math>\pm 2\%</math> (for temperatures from 0,1 °C to 30 °C and <math>\pm 3\%</math> for temperatures greater than 30 °C) for the upper flow rate zone. As the temperature in Kenya is greater than 30 °C, a MPE of <math>\pm 3\%</math> is acceptable. The MPE for the lower flow rate zone shall be <math>\pm 5\%</math>.  The MPE for the upper flow rate zone (<math>Q_2 \leq Q \leq Q_4</math>) is <math>\pm 2\%</math>, for temperatures from 0,1°C to 30 °C, and <math>\pm 3\%</math> for temperatures greater than 30 °C.  <b>The MPE for the lower flow rate zone (<math>Q_1 \leq Q &lt; Q_2</math>) is <math>\pm 5\%</math> regardless of the temperature range..</b></p>	
<b>Material Requirements</b>	<p>The material should be resistant to normal exposures. <b>The meter body shall be UV Stabilized (co-) polymer, NOT plastic. The copolymer meter will only have copolymer threads.</b>(The meter body material to be specified in the brochure)</p> <p>For 15mm and 20mm the meter shall be copolymer. For 25mm, 32mm and 40mm, the meters shall be made of brass.</p>	
	<p>Threaded meters shall be supplied complete with a set of connectors that are made of copper alloy or equivalent material resistant to corrosion, rust and damage due to shock or vibration. The connectors shall be threaded to the correct male size, comprising cap nuts, linings and fiber sealing washers. The meter linings shall</p>	

**TECHNICAL SPECS FOR DN 15, 20,25,32,40 MM VOLUMTERIC METERS**

Technical Requirement	Description	Evaluation (Requirement fulfilled - Yes/No)
	<p>have adequate provisions to safeguard against tampering. Ensure adequate thread tape is provided.                      Only copolymer threads are allowed for co-polymer meters.                      Only brass threads are allowed for brass meters.</p> <p>The meters should have thread caps to prevent thread damaging .</p>	
	<p><b><i>Strainers for DN15, DN20, DN25, DN32 and DN40 only</i></b>                      In-built sieves/strainers shall be incorporated in consumer flow meters.                      All meters shall be provided with effective inlet strainers which shall be of rigid construction, close fitting and designed for easy removal. Inlet strainers shall be of nickel-plated copper, stainless steel or other materials having satisfactory characteristics. The strainer shall have an effective straining area of at least three times that of the meter body inlet diameter. Tenderers shall provide details of the materials of construction, aperture size and design of strainers.. Larger size meters are flanged.                      Suitable in-built strainer (0.75mm aperture &amp; 2,844 mm<sup>2</sup> mesh (made of stainless steel) area) shall protect the measuring mechanism. For larger sizes, suppliers shall submit the required strainer aperture and mesh sizes</p> <p><b><i>Non-return Valves for DN15, DN20, DN25, DN32 and DN40 only.</i></b>                      All meters shall be supplied with integral non-return valves. Tenderers shall provide details of the materials of construction and design of non-return valves. A sample provided of the Non-return valve is also requested.</p> <p><b><i>End Connectors</i></b>  <b><u>All meters of size 15 to 40mm</u></b> diameter shall be supplied complete with a set of copper alloy connections (linings and cap nuts) threaded to ½” BSP male containing no less than 57% copper and rubber sealing washers.</p> <p><b>ISO 4064-1:2014 section 6.1.7</b> A water meter shall be of such design, composition, and construction that it does not facilitate the perpetration of fraud. A visible indicator showing any form of tampering is a requirement.</p>	
	<p><b>The meter shall be delivered calibrated.</b></p>	
	<p>In addition to the inscription requirement in <b>ISO 4064-1:2014 Section 6.6</b> (see Annex F, Marks and Inscriptions), the nominal diameter is required to be marked on the meter. As the recommended temperature class, T50, differs from T30, it should be indicated additionally. Furthermore, the abbreviation <b>NAWASSCO</b> shall be engraved to reduce the chance of theft.</p> <p><b>Marks and inscriptions</b>  <b>6.6.2</b> A water meter shall be clearly and indelibly marked with the following information, either grouped or distributed, on the casing,</p>	

**TECHNICAL SPECS FOR DN 15, 20,25,32,40 MM VOLUMTERIC METERS**

Technical Requirement	Description	Evaluation (Requirement fulfilled - Yes/No)
	<p>the indicating device dial, an identification plate or the meter cover, if it is not detachable. These markings shall be visible without dismantling the water meter after the instrument has been placed on the market or put into use.</p> <p>a) Unit of measurement.                      b) Accuracy class, where it differs from accuracy class 2.                      c) Numerical value of <math>Q_3</math> and the ratio <math>Q_3/Q_1</math>: if the meter measures reverse flow and the values of <math>Q_3</math> and the ratio <math>Q_3/Q_1</math> are different in the two directions, both values of <math>Q_3</math> and <math>Q_3/Q_1</math> shall be inscribed; the direction of flow to which each pair of values refers shall be clear. The ratio <math>Q_3/Q_1</math> may be expressed as R, e.g. "R160". If the meter has different values of <math>Q_3/Q_1</math> in horizontal and vertical positions, both values of <math>Q_3/Q_1</math> shall be inscribed, and the orientation to which each value refers shall be clear.                      d) Type approval sign according to national regulations.                      e) Name or trademark of the manufacturer.                      f) Year of manufacture, the last two digits of the year of manufacture, or the month and year of manufacture.                      g) Serial number (as near as possible to the indicating device). The serial number may be engraved or laser printed in a data matrix format (article code + serial number) for auto reading of the serial number.</p> <p>Marking of approving laboratory with approval number</p> <p>Indelible marking of QR data matrix showing meter serial number, and traceability of order from manufacturer.</p> <p><i>{Data Matrix code is a two-dimensional barcode consisting of black and white "cells" or modules arranged in either a square or rectangular pattern, also known as a matrix. The information to be encoded can be text or numeric data.}</i></p>  <p>h) Direction of flow, by means of an arrow (shown on both sides of the body or on one side only provided the direction of flow arrow is easily visible under all circumstances).                      i) Maximum admissible pressure (MAP) if it exceeds 1 MPa (10 bar) or 0,6 MPa (6 bar) for DN <math>\geq 500</math>.                      j) Letter V or H, if the meter can only be operated in the vertical or horizontal position.                      k) The temperature class will be <b>T50</b>.</p>	

**TECHNICAL SPECS FOR DN 15, 20,25,32,40 MM VOLUMTERIC METERS**

Technical Requirement	Description	Evaluation (Requirement fulfilled - Yes/No)																																	
	<table border="1" data-bbox="483 365 1015 786"> <thead> <tr> <th>Class</th> <th>mAT<sup>0</sup>C</th> <th>MAT <sup>0</sup>C</th> </tr> </thead> <tbody> <tr><td>T30</td><td>0.1</td><td>30</td></tr> <tr><td>T50</td><td>0.1</td><td>50</td></tr> <tr><td>T70</td><td>0.1</td><td>70</td></tr> <tr><td>T90</td><td>0.1</td><td>90</td></tr> <tr><td>T130</td><td>0.1</td><td>130</td></tr> <tr><td>T180</td><td>0.1</td><td>180</td></tr> <tr><td>T30/70</td><td>30</td><td>70</td></tr> <tr><td>T30/90</td><td>30</td><td>90</td></tr> <tr><td>T30/130</td><td>30</td><td>130</td></tr> <tr><td>T30/180</td><td>30</td><td>180</td></tr> </tbody> </table> <p data-bbox="400 786 1134 898">l) The pressure loss class where it differs from <math>\Delta p_{63}</math>. m) The installation sensitivity class where it differs from U0/D0. <b>However, U0/D0 is required.</b></p> <p data-bbox="400 898 1257 976">A working pressure of <i>1,600 kPa</i> is recommended. This should be indicated on the meter as well. <i>1 bar = 100kPa</i></p> <p data-bbox="400 976 1278 1229">A water meter shall be designated as accuracy class 2. This requires the Maximum Permissible Error (MPE) to be <math>\pm 2\%</math> (for temperatures from <i>0.1 °C</i> to <i>30 °C</i> and <math>\pm 3\%</math> for temperatures greater than <i>30 °C</i>) for the upper flow rate zone. As the temperature in Kenya is greater than <i>30 °C</i>, a MPE of <math>\pm 3\%</math> is acceptable. The MPE for the lower flow rate zone shall be <math>\pm 5\%</math>.</p>	Class	mAT <sup>0</sup> C	MAT <sup>0</sup> C	T30	0.1	30	T50	0.1	50	T70	0.1	70	T90	0.1	90	T130	0.1	130	T180	0.1	180	T30/70	30	70	T30/90	30	90	T30/130	30	130	T30/180	30	180	
Class	mAT <sup>0</sup> C	MAT <sup>0</sup> C																																	
T30	0.1	30																																	
T50	0.1	50																																	
T70	0.1	70																																	
T90	0.1	90																																	
T130	0.1	130																																	
T180	0.1	180																																	
T30/70	30	70																																	
T30/90	30	90																																	
T30/130	30	130																																	
T30/180	30	180																																	
<b>Engraving</b>	The abbreviation of NAWASSCO shall be engraved to reduce the chance of theft.																																		
<b>Packaging</b>	Every single meter must be packed separately with a robust shock-proof or shock-resistant material (such as bubble-wrap) to prevent it from damage during transportation, delivery and installation.																																		
<b>Non-Return Valve</b>	The meter shall have inbuilt Non – Return Valve to reduce the risk of water meter reversal fraud.																																		
<b>Water Hammer</b>	The meter has to be tested against the effect of water hammer for up to 100,000 cycles. The meter remains within the calibration range for period of minimum one year.																																		
<b>Additional Non-Technical Requirements</b>	<b>Spare parts/after sales service: NO SPARE PARTS!</b> A water meter shall require no spare parts or servicing, except for the removal of silt by from the internal strainer is preferred. This ensures that the metrology of the water meter is preserved, protected and never tampered with.																																		
	The water meter manufacturer must guarantee that the meter will perform at its optimum accuracy throughout its lifespan with only the removal of silt.																																		
	<b>Maintenance manuals:</b> Installation manuals, commercial guides and data sheets (in English) shall be provided. The only maintenance will be removal of silt.																																		
	<b>Warranty:</b> The minimum warranty period shall be two years.																																		

**TECHNICAL SPECS FOR DN 15, 20,25,32,40 MM VOLUMTERIC METERS**

Technical Requirement	Description	Evaluation (Requirement fulfilled - Yes/No)
	<p>Warranty must be from the manufacturer.</p> <p>For specially designed and manufactured unservicable water meters, the manufacturer should provide <b><u>a guaranteed lifespan of at least 8 years.</u></b></p> <p><b>Testing:</b>                      Before authorizing payments and upon delivery after the award of contract, the company will be sampling 5% of the meters at random. A batch will be considered as failed if one or more meters do not comply with the established technical specifications or have failed the tests. Under these circumstances, the specific batch of meters has to be rejected. A random batch of 5% in every batch of 100 meters will be selected by a representative of NAWASSCO's technical department.                      The tests must be conducted by a Kenya National Accreditation Service (KENAS) Accredited Meter Testing Laboratory such as KEBS or Nyeri Water and Sewerage Company Ltd.                      The costs for testing shall be taken over by the supplier.                      Furthermore, the supplier has also to bear the costs for replacement if rejected.</p> <p>A sample of DN 15mm meter to be provided by the bidder</p>	
<p align="center"><b>Metrological requirements</b></p>	<p><b>ISO 4064-1:2014 Section 3</b></p> <p><math>Q_1</math> - <b>minimum flow rate</b> - lowest flow rate at which the meter is to operate within the maximum permissible errors</p> <p><math>Q_2</math> - <b>transitional flow rate</b> - flow rate between the permanent flow rate and the minimum flow rate that divides the flow rate range into two zones, the upper flow rate zone and the lower flow rate zone, each characterized by its own maximum permissible errors</p> <p><math>Q_3</math> - <b>permanent flow rate</b> - highest flow rate within the rated operating conditions at which the meter is to operate within the maximum permissible errors</p> <p><math>Q_4</math> - <b>overload flow rate</b> - highest flow rate at which the meter is to operate for a short period of time within the maximum permissible errors, while maintaining its metrological performance when it is subsequently operating within the rated operating conditions</p> <p><b>ISO 4064-1:2014 Section 4</b></p> <p>4.1 Values of <math>Q_1</math>, <math>Q_2</math>, <math>Q_3</math>, and <math>Q_4</math></p> <p>4.1.1 The flow rate characteristics of a water meter shall be defined</p>	

**TECHNICAL SPECS FOR DN 15, 20,25,32,40 MM VOLUMTERIC METERS**

Technical Requirement	Description	Evaluation (Requirement fulfilled - Yes/No)																				
	<p>by the values of <math>Q_1</math>, <math>Q_2</math>, <math>Q_3</math>, and <math>Q_4</math>.</p> <p>4.1.2 A water meter shall be designated by the numerical value of <math>Q_3</math> in <math>m^3/h</math> and the ratio <math>Q_3/Q_1</math>.</p> <p>4.1.3 The value of <math>Q_3</math>, expressed in <math>m^3/h</math>, shall be chosen from the following list:                      1; 1,6; 2,5; 4; 6,3; 10; 16; 25; 40; 63; 100; 160; 250; 400; 630; 1000; 1600; 2500; 4000; 6300;  <i>The list may be extended to higher or lower values in the series.</i></p> <p>4.1.4 The value of the ratio <math>Q_3/Q_1</math> shall be chosen from the following list: 40; 50; 63; 80; 100; 125; 160; 200; 250; 315; 400; 500; 630; 800; 1000  <i>The list may be extended to higher values in the series.</i>  <i>NOTE: The values in 4.1.3 and 4.1.4 are taken from ISO 3,[4] R 5 and R 10 lines, respectively.</i></p> <p>4.1.5 The ratio <math>Q_2/Q_1</math> shall be 1,6.</p> <p>4.1.6 The ratio <math>Q_4/Q_3</math> shall be 1,25.</p> <p>Tenderers shall state the meteorological classes of the meters offered.</p>																					
<p><b>Pressure Loss</b></p>	<p><b>ISO 4064-1:2014 Section 6.5</b></p> <p>The pressure loss through a water meter, including its filter or strainer and/or straightener, where either of these forms an integral part of the water meter, shall not be greater than 0,063 MPa (0,63 bar) between <math>Q_1</math> and <math>Q_3</math>.</p> <table border="1" data-bbox="400 1431 1104 1736"> <thead> <tr> <th rowspan="2">Class</th> <th colspan="2">Maximum Pressure Loss</th> </tr> <tr> <th>MPa</th> <th>Bar</th> </tr> </thead> <tbody> <tr> <td><math>\Delta p_{63}</math></td> <td>0.063</td> <td>0.63</td> </tr> <tr> <td><math>\Delta p_{63}</math></td> <td>0.040</td> <td>0.40</td> </tr> <tr> <td><math>\Delta p_{63}</math></td> <td>0.025</td> <td>0.25</td> </tr> <tr> <td><math>\Delta p_{63}</math></td> <td>0.016</td> <td>0.16</td> </tr> <tr> <td><math>\Delta p_{63}</math></td> <td>0.010</td> <td>0.10</td> </tr> </tbody> </table>	Class	Maximum Pressure Loss		MPa	Bar	$\Delta p_{63}$	0.063	0.63	$\Delta p_{63}$	0.040	0.40	$\Delta p_{63}$	0.025	0.25	$\Delta p_{63}$	0.016	0.16	$\Delta p_{63}$	0.010	0.10	
Class	Maximum Pressure Loss																					
	MPa	Bar																				
$\Delta p_{63}$	0.063	0.63																				
$\Delta p_{63}$	0.040	0.40																				
$\Delta p_{63}$	0.025	0.25																				
$\Delta p_{63}$	0.016	0.16																				
$\Delta p_{63}$	0.010	0.10																				
<p><b>Indicating device</b></p>	<p><b>ISO 4064-1:2014 Section 6.7 Indicating device</b></p> <p><b>6.7.1 General requirements</b></p> <p><b>6.7.1.1 Function</b></p> <p>The indicating device of a water meter shall provide an easily readable, reliable, and unambiguous visual indication of the indicated volume. A combination meter may have two indicating devices, the sum of which provides the indicated volume.</p>																					

**TECHNICAL SPECS FOR DN 15, 20,25,32,40 MM VOLUMTERIC METERS**

Technical Requirement	Description	Evaluation (Requirement fulfilled - Yes/No)												
	<p><b>6.7.1.2 Unit of measurement, symbol, and its placement</b>                      The indicated volume of water shall be expressed in cubic metres. The symbol m<sup>3</sup> shall appear on the dial or immediately adjacent to the numbered display.                      If units of measurement outside the SI are required or allowed by a country's national regulations, these units of measurement shall be considered acceptable for indications in that country. In international trade, the officially agreed equivalents between these units of measurement and those of the SI shall be used</p> <p><b>ISO 4064-1:2014 Section 6.7.1.3 Indicating range</b>                      The</p> <table border="1" data-bbox="544 741 1134 1010"> <thead> <tr> <th>Q<sub>3</sub></th> <th>Indicating Range (Minimum Values)</th> </tr> </thead> <tbody> <tr> <td>m<sup>3</sup>/h</td> <td>m<sup>3</sup></td> </tr> <tr> <td>Q<sub>3</sub> ≤ 6,3</td> <td>9 999</td> </tr> <tr> <td>6,3 &lt; Q<sub>3</sub> ≤ 63</td> <td>99 999</td> </tr> <tr> <td>63 &lt; Q<sub>3</sub> ≤ 630</td> <td>999 999</td> </tr> <tr> <td>630 &lt; Q<sub>3</sub> ≤ 6 300</td> <td>9 999 999</td> </tr> </tbody> </table> <p>indicating device shall be able to record the indicated volume in cubic metres given in Table above without passing through zero.</p> <p><b>6.7.1.4 Colour coding for indicating devices</b>                      The colour black should be used to indicate the cubic metre and its multiples.                      The colour red should be used to indicate sub-multiples of a cubic metre.                      These colours shall be applied to either pointers, indexes, numbers, wheels, discs, dials or to the apertureframes.                      Other means of indicating the cubic metre, its multiples and its sub-multiples may be used for a water meter provided there is no ambiguity in distinguishing between the primary indication and alternative displays, e.g. sub-multiples for verification and testing.</p> <p><b>6.7.2 Types of indicating device</b>                      Any of the following types shall be used.</p> <p><b>6.7.2.1 Type 1 — Analogue device</b>                      The indicated volume is indicated by continuous movement of                      a) one or more pointers moving relative to graduated scales, or                      b) one or more circular scales or drums each passing an index.                      The value expressed in cubic metres for each scale division shall be of the form 10<sup>n</sup>, where <i>n</i> is a positive or negative whole number or zero, thereby establishing a system of consecutive decades. Each scale shall either be graduated in values expressed in cubic metres or accompanied by a multiplication factor (×0,001; ×0,01; ×0,1; ×1; ×10; ×100; ×1 000, etc.)                      Rotational movement of the pointers or circular scales shall be clockwise.                      Linear movement of pointers or scales shall be left to right.                      Movement of numbered roller indicators (drums) shall be upwards.</p>	Q <sub>3</sub>	Indicating Range (Minimum Values)	m <sup>3</sup> /h	m <sup>3</sup>	Q <sub>3</sub> ≤ 6,3	9 999	6,3 < Q <sub>3</sub> ≤ 63	99 999	63 < Q <sub>3</sub> ≤ 630	999 999	630 < Q <sub>3</sub> ≤ 6 300	9 999 999	
Q <sub>3</sub>	Indicating Range (Minimum Values)													
m <sup>3</sup> /h	m <sup>3</sup>													
Q <sub>3</sub> ≤ 6,3	9 999													
6,3 < Q <sub>3</sub> ≤ 63	99 999													
63 < Q <sub>3</sub> ≤ 630	999 999													
630 < Q <sub>3</sub> ≤ 6 300	9 999 999													

**TECHNICAL SPECS FOR DN 15, 20,25,32,40 MM VOLUMTERIC METERS**

<b>Technical Requirement</b>	<b>Description</b>	<b>Evaluation (Requirement fulfilled - Yes/No)</b>
	<p><b>6.7.2.2 Type 2 — Digital device</b>                      The indicated volume is given by a line of adjacent digits appearing in one or more apertures. The advance of a given digit shall be completed while the digit of the next immediately lower decade changes from 9 to 0. The apparent height of the digits shall be at least 4 mm.</p> <p><b>For non-electronic devices:</b>                      a) movement of numbered roller indicators (drums) shall be upwards;                      b) if the lowest value decade has a continuous movement, the aperture shall be large enough to permit a digit to be read unambiguously.</p> <p><b>For electronic devices:</b>                      c) either permanent or non-permanent displays are permitted — for non-permanent displays, the volume shall be able to be displayed at any time for at least 10 s;                      d) the meter shall provide visual checking of the entire display which shall have the following sequence:                      1) for seven segment type displaying all the elements (e.g. an “eights” test);                      2) for seven segment type blanking all the elements (a “blanks” test);                      3) for graphical displays an equivalent test to demonstrate that display faults cannot result in any digit being misinterpreted.</p>	
<p align="center"><b>Materials and Design</b></p>	<p>The materials used in the construction shall be designed to withstand raw and treated (potable) water and operate for at least 5 years without normal need for maintenance or repair and without the maximum error exceeding the specified limits.                      Tenderers shall specify the optimum pH and the water quality for which the meters have been designed.                      They must be constructed throughout of materials which are resistant to internal and external corrosion and if necessary be protected by some suitable surface treatment. All materials of the water meter which are in contact with the water flowing through the water meter shall be non-toxic and non-tainting. Water temperature variations within the working range shall not adversely affect the materials used in the construction of the water meter.                      The water meter must be resistance to sand, manganese, lime, 12,000 Gauss magnets, hot needles, G-clamps and condensation on the underside of the window of indicating device.  <b>ISO 4064-1:2014 Section 6.1 Materials and construction of water meters</b>  <b>6.1.1</b> A water meter shall be manufactured from materials of adequate strength and durability for the purpose for which it is to be used.</p>	



**TECHNICAL SPECS FOR DN 15, 20,25,32,40 MM VOLUMTERIC METERS**

Technical Requirement	Description	Evaluation (Requirement fulfilled - Yes/No)
	<p><b>6.1.2</b> A water meter shall be manufactured from materials which shall not be adversely affected by the water temperature variations, within the working temperature range</p> <p><b>6.1.3</b> All parts of a water meter in contact with the water flowing through it shall be manufactured from materials which are conventionally known to be non-toxic, non-contaminating, and biologically inert. <i>Attention is drawn to national regulations.</i></p> <p><b>6.1.4</b> The complete water meter shall be manufactured from materials which are resistant to internal and external corrosion or which are protected by a suitable surface treatment.</p> <p><b>6.1.5</b> A water meter indicating device shall be protected by a transparent window. A cover of a suitable type may also be provided as additional protection.</p> <p><b>6.1.6</b> Where there is a risk of condensation forming on the underside of the window of a water meter indicating device, the water meter shall incorporate devices for prevention or elimination of condensation. <i>(The units should be permanently sealed and should be frost, moisture and dust proof.)</i></p> <p><b>6.1.7</b> A water meter shall be of such design, composition, and construction that it does not facilitate the perpetration of fraud.</p> <p><b>6.1.8</b> A water meter shall be fitted with a metrological controlled display. The display shall be readily accessible to the customer, without requiring the use of a tool.</p> <p><b>6.1.9</b> A water meter shall be of such design, composition, and construction that it does not exploit the MPE or favour any party.</p>	
<b>Dial Counter</b>	The dial should be of dry dial magnetic type in all the water meters. The register is fully – sealed, vacuum filled, with a sample straight – reading presentation. The register is placed in a window inside the meter body in the direction of flow for easy reading.	
<b>Meter Installation Orientation</b>	The meter should be capable of being installed in any orientation without loss of accuracy. [Displacement or Volumetric]	
<b>Installation Requirements</b>	<p><b>It is recommended that the Manufacturer provides his / her specific installation instructions.</b> The installation instructions shall be guided by the ISO 4064-5:2014 best practice recommendations below.</p> <p><b>ISO 4064-5:2014 - Installation.</b></p> <p><b>6.1 General requirements</b></p> <p><b>6.1.1</b> Every water meter, single or in a group, shall be easily accessible for reading (without the use of a mirror or ladder, for instance), for installation, for maintenance, for removal and for <i>in situ</i> dismantling of the mechanism if required.</p> <p>In addition, for water meters of a mass in excess of 25 kg, there shall be clear access to the installation site to allow the water meter</p>	

**TECHNICAL SPECS FOR DN 15, 20,25,32,40 MM VOLUMTERIC METERS**

<b>Technical Requirement</b>	<b>Description</b>	<b>Evaluation (Requirement fulfilled - Yes/No)</b>
	<p>to be brought to, or removed from, its working position, and adequate space around the working position for the installation of lifting gear. The following points should be taken into account:</p> <ul style="list-style-type: none"> <li>a) the need for adequate illumination of the installation site;</li> <li>b) the need for the floor to be even, rigid, non-slip and clear of obstacles.</li> </ul> <p><b>6.1.2</b> Associated fittings such as those specified in Clause 5, if fitted, shall also be readily accessible, and the requirements of 6.1.1 relating to large meters are also applicable for the fittings.</p> <p><b>6.1.3</b> Measures shall be employed to avoid contamination, especially when the meter is installed in a pit, by mounting the water meter and the fittings at a sufficient height above the floor. If necessary, the pit shall be provided with a sump or drain for water removal.</p> <p><b>6.2 Installation requirements</b></p> <p><b>6.2.1</b> For correct operation, a water meter shall always be full of water. If there is a risk of air entering the meter, an upstream air release valve shall be installed.</p> <p><b>6.2.2</b> The meter shall be protected from the risk of damage by shock or vibration.</p> <p><b>6.2.3</b> The meter shall not be subjected to undue stresses caused by pipes and fittings. If necessary, it shall be mounted on a plinth or bracket. The water pipe lines and associated fittings shall be adequately anchored to ensure that no part of the installation can be displaced under water thrust when the meter is dismantled or disconnected on one side.</p> <p><b>6.2.4</b> The meter shall be protected from the risk of damage from extremes of temperature of the water or ambient air.</p> <p><b>6.2.5</b> Where possible, the meter pit shall be protected from flooding and rainwater.</p> <p><b>6.2.6</b> The instructions shall give limits on orientation dependent on the meter type.</p> <p><b>6.2.7</b> The meter shall be protected from the risk of damage due to external environmental corrosion.</p> <p><b>6.2.8</b> In the case where the water meter is part of an electrical earthing, in order to minimize the risk to operational staff, there shall be a permanent shunt for the water meter and its associated fittings.</p> <p><b>NOTE:</b> Any national or local legislation concerning the use of water pipes for this purpose applies in the country of use.</p> <p><b>6.2.9</b> Unfavourable hydraulic conditions, e.g. cavitation, surging and water hammer, should be avoided.</p>	

**TECHNICAL SPECS FOR DN 15, 20,25,32,40 MM VOLUMTERIC METERS**

<b>Technical Requirement</b>	<b>Description</b>	<b>Evaluation (Requirement fulfilled - Yes/No)</b>
<p align="center"><b>Automatic Meter Reading Capability</b></p>	<p><b>The water meter shall be AMR ready or enabled to allow for future Automatic Meter Reading Capabilities.</b> The AMR meter shall conform to the following characteristics so that it can be ready for AMR. For future tasks, the AMR water meter shall also be compatible with an external pulse reader or sensor and can transmit meter readings via a radio frequency reading system or a fixed network pulse transmitter via GPRS / GSM. Characteristics of the Pulse Reader, Radio frequency reading system and fixed network pulse transmitter are detailed below.</p> <p>The water meter will be equipped with pulse emitters which can manage the flow values in both directions and also features alarms.</p> <p>An external pulse reader or sensor that is fixed on the meter and fitted with either a radio frequency reading system or a fixed network pulse transmitter via GPRS / GSM.</p> <p><b>Properties of Pulse Reader or Sensor:</b></p> <ol style="list-style-type: none"> <li>1. Compact radio emitter</li> <li>2. Compatible with a modular meter inductive technology (Ha+Ti or Ti)</li> <li>3. Frequency MHz 868.95 or 434.47 (for mobile mode walk-by or drive-by through radio frequency transmission module) and 868.30 or 433.42 (for fixed Network via GPRS/GSM)</li> <li>4. Transmission power 16mW</li> <li>5. Transmission mode Unidirectional</li> <li>6. Radio range Up to 2000 m depending on the environment with a Bluetooth receiver for transmission of meter readings</li> <li>7. Approval EN 300 220, CE RTTE</li> <li>8. Battery lifetime up to 15 years and a continuous signal emission in programmable seconds.</li> <li>9. Degree of Protection should be IP 68</li> <li>10. Insensitive to magnetic fraud</li> <li>11. Tampering Alarm</li> <li>12. Provision for manual download and/or delete readings directly from the water meter incase the radio frequency module fails.</li> </ol> <p>The pulse reader or sensor shall include an electronic circuit that picks up the data sent by an emitter (clipped on a water meter) and stores them in a memory.</p> <p>The pulse reader or sensor transmits the data and other operating information atleast every &lt;10 seconds on mobile mode walk-by or drive-by through radio frequency transmission module and atleast</p>	

### TECHNICAL SPECS FOR DN 15, 20,25,32,40 MM VOLUMTERIC METERS

Technical Requirement	Description	Evaluation (Requirement fulfilled - Yes/No)
	<p>every &lt;20 minutes for fixed Network via GPRS/GSM.</p> <p><b>Walk-by/Drive-by :</b> A handheld unit equipped with an a receiver that collects the reading information and directly transfers them to the central computer system within a certain radius.</p> <p><b>Fixed network :</b> A fixed GPRS/LAN receiver installed in buildings, will collect the data from all the external pulse readers or sensors, memorize them, and transmit them each day via GPRS/LAN to a centralized server.</p> <p>Can be connected to remote reading or consumption-analysis systems.</p> <p>Comply with ISO 4064-1:2014 Section 5 i.e. “Water Meters equipped with electronic devices“</p>	

### TECHNICAL SPECS FOR DN 15 TO 300 MM ULTRASONIC FLOW METERS

#### TECHNICAL SPECS FOR DN 15 TO 300 MM ULTRASONIC FLOW METERS

Technical Requirement	Description	Evaluation (Requirement fulfilled - Yes/No)
<b>General Requirements</b>	<p>Static ULTRASONIC WATER METER with an inbuilt programmed radio module to standards and requirements for measuring consumption of cold water and available in a range of standard diameters, lengths and should confirm to the features specified below</p>	
	<ul style="list-style-type: none"> <li>• MID APPROVAL by LNE 14586, OIML R49, EN 14154,</li> <li>• Long-term stability under difficult conditions</li> <li>• Leak and pipe burst detection</li> <li>• MID Approval to R=400 or R800</li> <li>• No straight line required</li> <li>• No measurement of air</li> <li>• Insensitive to scale &amp; sand</li> <li>• Installation in any position</li> <li>• Integrated radio 434 and 868 MHz, M-Bus or pulse</li> <li>• Data communication Open Metering protocol</li> <li>• Tampering alarm</li> <li>• Battery lifetime up to 15 years and a continuous signal</li> </ul>	


**TECHNICAL SPECS FOR DN 15 TO 300 MM ULTRASONIC FLOW METERS**

Technical Requirement	Description	Evaluation (Requirement fulfilled - Yes/No)
	emission in every 8 seconds	
<p><b>Components in contact with medium</b></p> <p><b>Other Components</b></p> <p><b>Electrical Data</b></p> <p><b>Mechanical Data</b></p> <p><b>Error Reporting</b></p>	<ul style="list-style-type: none"> <li>• Coupling housing - Lead-free brass, UBA conformity for screw thread / brass, UBA conformity for flange housing</li> <li>• Measuring insert - Plastic, KTW conformity</li> <li>• O-Rings - EPDM</li> <li>• Locating studs - PES / PPS glass-fibre reinforced</li> <li>• Reflectors - Special steel, stainless</li> <li>• Ultrasonic transducers- Composite Transducers for long durability in the field</li> <li>• Cover + meter housing UV-resistant plastic</li> <li>• Battery - 3.6 V DC lithium</li> <li>• 1 battery (M-Bus) – battery life of up to 12 years</li> <li>• 2 batteries (radio, radio/L-Bus and pulse) – battery lifetime up to 16 years</li> <li>• LC display -8-digit</li> <li>• EMC data -MID class E1</li> <li>• Metrological class - OIML R 49 class 2</li> <li>• Ambient class - OIML R 49 class C</li> <li>• Ambient temperature - 1 ... 70 °C</li> <li>• Protection class - IP 68</li> <li>• Installation - Frost-free installation indoors or outdoors, in a shaft or installation box, resistant to UV rays</li> <li>• Medium temperature - 0.1 ... 90 °C</li> <li>• Storage temperature - -20 ... +70 °C (&gt;35 °C max. 4 weeks)</li> <li>• Nominal pressure -PN16</li> </ul> <p>Errors are shown in the display as long as they exist. If an error exists for longer than 15 min., it is shown as an alarm and saved in the event log.</p>	

**TECHNICAL SPECS FOR DN 15 TO 300 MM ULTRASONIC FLOW METERS**

Technical Requirement	Description	Evaluation (Requirement fulfilled - Yes/No)																																																																																										
	<ul style="list-style-type: none"> <li>• Electronic error, the meter must be replaced.</li> <li>• Medium temperature too high or too low (&lt; 3 °C / &gt; 90 °C)</li> <li>• Hardware error, ultrasonic transducer defective or short-circuit</li> <li>• Communication not possible (too frequent reading over optical interface)</li> <li>• Air in supply system, flow rate measurement not possible</li> <li>• Overload flow rate (meter size possibly too small)</li> </ul> <p>Similarly Alarms to indicate the following:</p> <ul style="list-style-type: none"> <li>• Reverse flow</li> <li>• No usage (over a certain period, configurable)</li> <li>• Failure of ultrasonic or temperature measuring</li> <li>• Leakage (configurable to user profile)</li> <li>• Low medium temperature (&lt; 3 °C)</li> <li>• Air in pipe system, no flow rate measurement</li> <li>• Battery too low</li> <li>• Overload flow rate (meter size possibly too small)</li> </ul>																																																																																											
<b>Class of Water Meter</b>	<p>The value of Q<sub>3</sub>, Q<sub>1</sub> and Q<sub>2</sub> shall be as indicated and the preferred accuracy of R shall be 800;</p> <table border="1" data-bbox="411 1223 1222 1637"> <tr> <td>Size (mm)</td> <td>15</td> <td>20</td> <td>25</td> <td>32</td> <td>40</td> <td>50</td> <td>65</td> </tr> <tr> <td>R</td> <td>R800</td> <td>R800</td> <td>R800</td> <td>R800</td> <td>R800</td> <td>R800</td> <td>R800</td> </tr> <tr> <td>Q<sub>3</sub> (m<sup>3</sup>/h)</td> <td>2.5</td> <td>4</td> <td>6.3</td> <td>10</td> <td>16</td> <td>25</td> <td>40</td> </tr> <tr> <td>Q<sub>1</sub> (l/h)</td> <td>3.12 5</td> <td>5</td> <td>7.875</td> <td>12.5</td> <td>20</td> <td>31.2 5</td> <td>50</td> </tr> <tr> <td>Q<sub>2</sub> (l/h)</td> <td>5</td> <td>8</td> <td>12.6</td> <td>20</td> <td>32</td> <td>50</td> <td>80</td> </tr> <tr> <td>Q<sub>4</sub> (m<sup>3</sup>/h)</td> <td>3.12 5</td> <td>5</td> <td>7.875</td> <td>12.5</td> <td>20</td> <td>31.2 5</td> <td>50</td> </tr> </table> <table border="1" data-bbox="411 1671 1174 1899"> <tr> <td>Size (mm)</td> <td>80</td> <td>100</td> <td>150</td> <td>200</td> <td>250</td> <td>300</td> </tr> <tr> <td>R</td> <td>R800</td> <td>R800</td> <td>R800</td> <td>R800</td> <td>R800</td> <td>R800</td> </tr> <tr> <td>Q<sub>3</sub> (m<sup>3</sup>/h)</td> <td>63</td> <td>100</td> <td>160</td> <td>250</td> <td>400</td> <td>630</td> </tr> <tr> <td>Q<sub>1</sub> (l/h)</td> <td>78.75</td> <td>125</td> <td>200</td> <td>312.5</td> <td>500</td> <td>787.5</td> </tr> <tr> <td>Q<sub>2</sub> (l/h)</td> <td>126</td> <td>200</td> <td>320</td> <td>500</td> <td>800</td> <td>1260</td> </tr> <tr> <td>Q<sub>4</sub> (m<sup>3</sup>/h)</td> <td>78.75</td> <td>125</td> <td>200</td> <td>312.5</td> <td>500</td> <td>787.5</td> </tr> </table>	Size (mm)	15	20	25	32	40	50	65	R	R800	R800	R800	R800	R800	R800	R800	Q <sub>3</sub> (m <sup>3</sup> /h)	2.5	4	6.3	10	16	25	40	Q <sub>1</sub> (l/h)	3.12 5	5	7.875	12.5	20	31.2 5	50	Q <sub>2</sub> (l/h)	5	8	12.6	20	32	50	80	Q <sub>4</sub> (m <sup>3</sup> /h)	3.12 5	5	7.875	12.5	20	31.2 5	50	Size (mm)	80	100	150	200	250	300	R	R800	R800	R800	R800	R800	R800	Q <sub>3</sub> (m <sup>3</sup> /h)	63	100	160	250	400	630	Q <sub>1</sub> (l/h)	78.75	125	200	312.5	500	787.5	Q <sub>2</sub> (l/h)	126	200	320	500	800	1260	Q <sub>4</sub> (m <sup>3</sup> /h)	78.75	125	200	312.5	500	787.5	
Size (mm)	15	20	25	32	40	50	65																																																																																					
R	R800	R800	R800	R800	R800	R800	R800																																																																																					
Q <sub>3</sub> (m <sup>3</sup> /h)	2.5	4	6.3	10	16	25	40																																																																																					
Q <sub>1</sub> (l/h)	3.12 5	5	7.875	12.5	20	31.2 5	50																																																																																					
Q <sub>2</sub> (l/h)	5	8	12.6	20	32	50	80																																																																																					
Q <sub>4</sub> (m <sup>3</sup> /h)	3.12 5	5	7.875	12.5	20	31.2 5	50																																																																																					
Size (mm)	80	100	150	200	250	300																																																																																						
R	R800	R800	R800	R800	R800	R800																																																																																						
Q <sub>3</sub> (m <sup>3</sup> /h)	63	100	160	250	400	630																																																																																						
Q <sub>1</sub> (l/h)	78.75	125	200	312.5	500	787.5																																																																																						
Q <sub>2</sub> (l/h)	126	200	320	500	800	1260																																																																																						
Q <sub>4</sub> (m <sup>3</sup> /h)	78.75	125	200	312.5	500	787.5																																																																																						
	<b>The meter shall be delivered calibrated.</b>																																																																																											
	In addition to the inscription requirement in <b>ISO 4064-1:2014 Section 6.6</b> (see Annex F, Marks and Inscriptions), the nominal diameter is required to be marked on the meter. As the recommended temperature class, T50, differs from T30, it																																																																																											

**TECHNICAL SPECS FOR DN 15 TO 300 MM ULTRASONIC FLOW METERS**

Technical Requirement	Description	Evaluation (Requirement fulfilled - Yes/No)
	<p>should be indicated additionally. Furthermore, the abbreviation <b>NAWASSCO</b> shall be engraved to reduce the chance of theft.</p> <p><b>Marks and inscriptions</b></p> <p><b>6.6.2</b> A water meter shall be clearly and indelibly marked with the following information, either grouped or distributed, on the casing, the indicating device dial, an identification plate or the meter cover, if it is not detachable. These markings shall be visible without dismantling the water meter after the instrument has been placed on the market or put into use.</p> <p>a) Unit of measurement.</p> <p>b) Accuracy class, where it differs from accuracy class 2.</p> <p>c) Numerical value of <math>Q_3</math> and the ratio <math>Q_3/Q_1</math>: if the meter measures reverse flow and the values of <math>Q_3</math> and the ratio <math>Q_3/Q_1</math> are different in the two directions, both values of <math>Q_3</math> and <math>Q_3/Q_1</math> shall be inscribed; the direction of flow to which each pair of values refers shall be clear. The ratio <math>Q_3/Q_1</math> may be expressed as R, e.g. "R160". If the meter has different values of <math>Q_3/Q_1</math> in horizontal and vertical positions, both values of <math>Q_3/Q_1</math> shall be inscribed, and the orientation to which each value refers shall be clear.</p> <p>d) Type approval sign according to national regulations.</p> <p>e) Name or trademark of the manufacturer.</p> <p>f) Year of manufacture, the last two digits of the year of manufacture, or the month and year of manufacture.</p> <p>g) Serial number (as near as possible to the indicating device). The serial number may be engraved or laser printed in a data matrix format (article code + serial number) for auto reading of the serial number.</p> <p>Marking of approving laboratory with approval number</p> <p>Indelible marking of QR data matrix showing meter serial number, and traceability of order from manufacturer.</p> <p><i>{Data Matrix code is a two-dimensional barcode consisting of black and white "cells" or modules arranged in either a square or rectangular pattern, also known as a matrix. The information to be encoded can be text or numeric data.}</i></p>  <p>h) Direction of flow, by means of an arrow (shown on both sides of the body or on one side only provided the direction of flow arrow is easily visible under all circumstances).</p>	

**TECHNICAL SPECS FOR DN 15 TO 300 MM ULTRASONIC FLOW METERS**

Technical Requirement	Description	Evaluation (Requirement fulfilled - Yes/No)																																	
	<p>i) Maximum admissible pressure (MAP) if it exceeds 1 MPa (10 bar) or 0,6 MPa (6 bar) for DN ≥500.</p> <p>j) Letter V or H, if the meter can only be operated in the vertical or horizontal position.</p> <p>k) The temperature class will be <b>T50</b>.</p> <table border="1" data-bbox="491 477 1024 898"> <thead> <tr> <th>Class</th> <th>mAT<sup>o</sup>C</th> <th>MAT<sup>o</sup>C</th> </tr> </thead> <tbody> <tr><td>T30</td><td>0.1</td><td>30</td></tr> <tr><td>T50</td><td>0.1</td><td>50</td></tr> <tr><td>T70</td><td>0.1</td><td>70</td></tr> <tr><td>T90</td><td>0.1</td><td>90</td></tr> <tr><td>T130</td><td>0.1</td><td>130</td></tr> <tr><td>T180</td><td>0.1</td><td>180</td></tr> <tr><td>T30/70</td><td>30</td><td>70</td></tr> <tr><td>T30/90</td><td>30</td><td>90</td></tr> <tr><td>T30/130</td><td>30</td><td>130</td></tr> <tr><td>T30/180</td><td>30</td><td>180</td></tr> </tbody> </table> <p>l) The pressure loss class where it differs from Δp63.</p> <p>m) The installation sensitivity class where it differs from U0/D0. <b>However, U0/D0 is required.</b></p>	Class	mAT <sup>o</sup> C	MAT <sup>o</sup> C	T30	0.1	30	T50	0.1	50	T70	0.1	70	T90	0.1	90	T130	0.1	130	T180	0.1	180	T30/70	30	70	T30/90	30	90	T30/130	30	130	T30/180	30	180	
Class	mAT <sup>o</sup> C	MAT <sup>o</sup> C																																	
T30	0.1	30																																	
T50	0.1	50																																	
T70	0.1	70																																	
T90	0.1	90																																	
T130	0.1	130																																	
T180	0.1	180																																	
T30/70	30	70																																	
T30/90	30	90																																	
T30/130	30	130																																	
T30/180	30	180																																	
	<p>A working pressure of <i>1,600 kPa</i> is recommended. This should be indicated on the meter as well. <i>1 bar = 100kPa</i></p>																																		
	<p>A water meter shall be designated as accuracy class 2. This requires the Maximum Permissible Error (MPE) to be ±2 % (for temperatures from 0.1 °C to 30 °C and ±3 % for temperatures greater than 30 °C) for the upper flow rate zone. As the temperature in Kenya is greater than 30 °C, a MPE of ±3 % is acceptable. The MPE for the lower flow rate zone shall be ±5 %.</p>																																		
<b>Engraving</b>	<p>The abbreviation of NAWASSCO shall be engraved to reduce the chance of theft.</p>																																		
<b>Packaging</b>	<p>Every single meter must be packed separately with a robust shock-proof or shock-resistant material (such as bubble-wrap) to prevent it from damage during transportation, delivery and installation.</p>																																		
<b>Non-Return Valve</b>	<p>The meter shall have inbuilt Non – Return Valve to reduce the risk of water meter reversal fraud.</p>																																		
<b>Water Hammer</b>	<p>The meter has to be tested against the effect of water hammer for up to 100,000 cycles. The meter remains within the calibration range for period of minimum one year.</p>																																		
<b>Additional Non-Technical Requirements</b>	<p><b>Spare parts/after sales service: NO SPARE PARTS!</b> A water meter shall require no spare parts or servicing, except for the removal of silt by from the internal strainer is preferred. This ensures that the metrology of the water meter is preserved, protected and never tampered with.</p>																																		
	<p>The water meter manufacturer must guarantee that the meter will perform at its optimum accuracy throughout its lifespan with only the removal of silt.</p>																																		



**TECHNICAL SPECS FOR DN 15 TO 300 MM ULTRASONIC FLOW METERS**

Technical Requirement	Description	Evaluation (Requirement fulfilled - Yes/No)
	<p><b>Maintenance manuals:</b> Installation manuals, commercial guides and data sheets (in English) shall be provided. The only maintenance will be removal of silt.</p> <p><b>Warranty:</b> The minimum warranty period shall be two years. Warranty must be from the manufacturer.</p> <p>For specially designed and manufactured unservicable water meters, the manufacturer should provide <b><u>a guaranteed lifespan of at least 8 years.</u></b></p> <p><b>Testing:</b>                      Before authorizing payments and upon delivery after the award of contract, the company will be sampling 5% of the meters at random. A batch will be considered as failed if one or more meters do not comply with the established technical specifications or have failed the tests. Under these circumstances, the specific batch of meters has to be rejected. A random batch of 5% in every batch of 100 meters will be selected by a representative of NAWASSCO’s technical department.                      The tests must be conducted by a Kenya National Accreditation Service (KENAS) Accredited Meter Testing Laboratory such as KEBS or Nyeri Water and Sewerage Company Ltd.                      The costs for testing shall be taken over by the supplier. Furthermore, the supplier has also to bear the costs for replacement if rejected.                      A sample of DN 15mm meter to be provided by the bidder</p>	
<p align="center"><b>Metrological requirements</b></p>	<p><b>ISO 4064-1:2014 Section 3</b></p> <p><math>Q_1</math> - <b>minimum flow rate</b> - lowest flow rate at which the meter is to operate within the maximum permissible errors</p> <p><math>Q_2</math> - <b>transitional flow rate</b> - flow rate between the permanent flow rate and the minimum flow rate that divides the flow rate range into two zones, the upper flow rate zone and the lower flow rate zone, each characterized by its own maximum permissible errors</p> <p><math>Q_3</math> - <b>permanent flow rate</b> - highest flow rate within the rated operating conditions at which the meter is to operate within the maximum permissible errors</p> <p><math>Q_4</math> - <b>overload flow rate</b> - highest flow rate at which the meter is to operate for a short period of time within the maximum permissible errors, while maintaining its metrological performance when it is subsequently operating within the rated operating conditions</p>	

**TECHNICAL SPECS FOR DN 15 TO 300 MM ULTRASONIC FLOW METERS**

Technical Requirement	Description	Evaluation (Requirement fulfilled - Yes/No)																				
	<p><b>ISO 4064-1:2014 Section 4</b></p> <p>4.1 Values of <math>Q_1</math>, <math>Q_2</math>, <math>Q_3</math>, and <math>Q_4</math></p> <p>4.1.1 The flow rate characteristics of a water meter shall be defined by the values of <math>Q_1</math>, <math>Q_2</math>, <math>Q_3</math>, and <math>Q_4</math>.</p> <p>4.1.2 A water meter shall be designated by the numerical value of <math>Q_3</math> in <math>m^3/h</math> and the ratio <math>Q_3/Q_1</math>.</p> <p>4.1.3 The value of <math>Q_3</math>, expressed in <math>m^3/h</math>, shall be chosen from the following list:                      1; 1,6; 2,5; 4; 6,3; 10; 16; 25; 40; 63; 100; 160; 250; 400; 630; 1000; 1600; 2500; 4000; 6300;  <i>The list may be extended to higher or lower values in the series.</i></p> <p>4.1.4 The value of the ratio <math>Q_3/Q_1</math> shall be chosen from the following list: 40; 50; 63; 80; 100; 125; 160; 200; 250; 315; 400; 500; 630; 800; 1000                      The list may be extended to higher values in the series.  <i>NOTE: The values in 4.1.3 and 4.1.4 are taken from ISO 3,[4] R 5 and R 10 lines, respectively.</i></p> <p>4.1.5 The ratio <math>Q_2/Q_1</math> shall be 1,6.</p> <p>4.1.6 The ratio <math>Q_4/Q_3</math> shall be 1,25.</p> <p>Tenderers shall state the meteorological classes of the meters offered.</p>																					
<p><b>Pressure Loss</b></p>	<p><b>ISO 4064-1:2014 Section 6.5</b></p> <p>The pressure loss through a water meter, including its filter or strainer and/or straightener, where either of these forms an integral part of the water meter, shall not be greater than 0,063 MPa (0,63 bar) between <math>Q_1</math> and <math>Q_3</math>.</p> <table border="1" data-bbox="411 1451 1114 1756"> <thead> <tr> <th rowspan="2">Class</th> <th colspan="2">Maximum Pressure Loss</th> </tr> <tr> <th>MPa</th> <th>Bar</th> </tr> </thead> <tbody> <tr> <td><math>\Delta p_{63}</math></td> <td>0.063</td> <td>0.63</td> </tr> <tr> <td><math>\Delta p_{63}</math></td> <td>0.040</td> <td>0.40</td> </tr> <tr> <td><math>\Delta p_{63}</math></td> <td>0.025</td> <td>0.25</td> </tr> <tr> <td><math>\Delta p_{63}</math></td> <td>0.016</td> <td>0.16</td> </tr> <tr> <td><math>\Delta p_{63}</math></td> <td>0.010</td> <td>0.10</td> </tr> </tbody> </table>	Class	Maximum Pressure Loss		MPa	Bar	$\Delta p_{63}$	0.063	0.63	$\Delta p_{63}$	0.040	0.40	$\Delta p_{63}$	0.025	0.25	$\Delta p_{63}$	0.016	0.16	$\Delta p_{63}$	0.010	0.10	
Class	Maximum Pressure Loss																					
	MPa	Bar																				
$\Delta p_{63}$	0.063	0.63																				
$\Delta p_{63}$	0.040	0.40																				
$\Delta p_{63}$	0.025	0.25																				
$\Delta p_{63}$	0.016	0.16																				
$\Delta p_{63}$	0.010	0.10																				
<p><b>Indicating device</b></p>	<p><b>ISO 4064-1:2014 Section 6.7 Indicating device</b></p> <p><b>6.7.1 General requirements</b></p> <p><b>6.7.1.1 Function</b></p> <p>The indicating device of a water meter shall provide an easily readable, reliable, and unambiguous visual indication of the indicated volume. A combination meter may have two indicating devices, the sum of which provides the indicated volume.</p> <p><b>6.7.1.2 Unit of measurement, symbol, and its placement</b></p> <p>The indicated volume of water shall be expressed in cubic</p>																					

**TECHNICAL SPECS FOR DN 15 TO 300 MM ULTRASONIC FLOW METERS**

Technical Requirement	Description	Evaluation (Requirement fulfilled - Yes/No)												
	<p>metres. The symbol m<sup>3</sup> shall appear on the dial or immediately adjacent to the numbered display.</p> <p>If units of measurement outside the SI are required or allowed by a country's national regulations, these units of measurement shall be considered acceptable for indications in that country. In international trade, the officially agreed equivalents between these units of measurement and those of the SI shall be used</p> <p><b>ISO 4064-1:2014 Section 6.7.1.3 Indicating range</b></p> <p>The</p> <table border="1" data-bbox="520 631 1109 898"> <thead> <tr> <th><math>Q_3</math></th> <th>Indicating Range (Minimum Values)</th> </tr> </thead> <tbody> <tr> <td>m<sup>3</sup>/h</td> <td>m<sup>3</sup></td> </tr> <tr> <td><math>Q_3 \leq 6,3</math></td> <td>9 999</td> </tr> <tr> <td><math>6,3 &lt; Q_3 \leq 63</math></td> <td>99 999</td> </tr> <tr> <td><math>63 &lt; Q_3 \leq 630</math></td> <td>999 999</td> </tr> <tr> <td><math>630 &lt; Q_3 \leq 6\,300</math></td> <td>9 999 999</td> </tr> </tbody> </table> <p>indicating device shall be able to record the indicated volume in cubic metres given in Table above without passing through zero.</p> <p><b>6.7.1.4 Colour coding for indicating devices</b></p> <p>The colour black should be used to indicate the cubic metre and its multiples.</p> <p>The colour red should be used to indicate sub-multiples of a cubic metre.</p> <p>These colours shall be applied to either pointers, indexes, numbers, wheels, discs, dials or to the apertureframes.</p> <p>Other means of indicating the cubic metre, its multiples and its sub-multiples may be used for a water meter provided there is no ambiguity in distinguishing between the primary indication and alternative displays, e.g. sub-multiples for verification and testing.</p> <p><b>6.7.2 Types of indicating device</b></p> <p>Any of the following types shall be used.</p> <p><b>6.7.2.1 Type 1 — Analogue device</b></p> <p>The indicated volume is indicated by continuous movement of</p> <p>a) one or more pointers moving relative to graduated scales, or</p> <p>b) one or more circular scales or drums each passing an index.</p> <p>The value expressed in cubic metres for each scale division shall be of the form <math>10n</math>, where <math>n</math> is a positive or negative whole number or zero, thereby establishing a system of consecutive decades. Each scale shall either be graduated in values expressed in cubic metres or accompanied by a multiplication factor (<math>\times 0,001</math>; <math>\times 0,01</math>; <math>\times 0,1</math>; <math>\times 1</math>; <math>\times 10</math>; <math>\times 100</math>; <math>\times 1\,000</math>, etc.)</p> <p>Rotational movement of the pointers or circular scales shall be clockwise.</p> <p>Linear movement of pointers or scales shall be left to right.</p> <p>Movement of numbered roller indicators (drums) shall be</p>	$Q_3$	Indicating Range (Minimum Values)	m <sup>3</sup> /h	m <sup>3</sup>	$Q_3 \leq 6,3$	9 999	$6,3 < Q_3 \leq 63$	99 999	$63 < Q_3 \leq 630$	999 999	$630 < Q_3 \leq 6\,300$	9 999 999	
$Q_3$	Indicating Range (Minimum Values)													
m <sup>3</sup> /h	m <sup>3</sup>													
$Q_3 \leq 6,3$	9 999													
$6,3 < Q_3 \leq 63$	99 999													
$63 < Q_3 \leq 630$	999 999													
$630 < Q_3 \leq 6\,300$	9 999 999													

**TECHNICAL SPECS FOR DN 15 TO 300 MM ULTRASONIC FLOW METERS**

Technical Requirement	Description	Evaluation (Requirement fulfilled - Yes/No)
	<p>upwards.</p> <p><b>6.7.2.2 Type 2 — Digital device</b>                      The indicated volume is given by a line of adjacent digits appearing in one or more apertures. The advance of a given digit shall be completed while the digit of the next immediately lower decade changes from 9 to 0. The apparent height of the digits shall be at least 4 mm.</p> <p><b>For non-electronic devices:</b>                      a) movement of numbered roller indicators (drums) shall be upwards;                      b) if the lowest value decade has a continuous movement, the aperture shall be large enough to permit a digit to be read unambiguously.</p> <p><b>For electronic devices:</b>                      c) either permanent or non-permanent displays are permitted — for non-permanent displays, the volume shall be able to be displayed at any time for at least 10 s;                      d) the meter shall provide visual checking of the entire display which shall have the following sequence:                      1) for seven segment type displaying all the elements (e.g. an “eights” test);                      2) for seven segment type blanking all the elements (a “blanks” test);                      3) for graphical displays an equivalent test to demonstrate that display faults cannot result in any digit being misinterpreted.</p>	
<p><b>Materials and Design</b></p>	<p>The materials used in the construction shall be designed to withstand raw and treated (potable) water and operate for at least 5 years without normal need for maintenance or repair and without the maximum error exceeding the specified limits. Tenderers shall specify the optimum pH and the water quality for which the meters have been designed.</p> <p>They must be constructed throughout of materials which are resistant to internal and external corrosion and if necessary be protected by some suitable surface treatment. All materials of the water meter which are in contact with the water flowing through the water meter shall be non-toxic and non-tainting. Water temperature variations within the working range shall not adversely affect the materials used in the construction of the water meter.</p> <p>The water meter must be resistance to sand, manganese, lime, 12,000 Gauss magnets, hot needles, G-clamps and condensation on the underside of the window of indicating device.</p> <p><b>ISO 4064-1:2014 Section 6.1 Materials and construction of water meters</b></p> <p><b>6.1.1</b> A water meter shall be manufactured from materials of adequate strength and durability for the purpose for which it is</p>	

**TECHNICAL SPECS FOR DN 15 TO 300 MM ULTRASONIC FLOW METERS**

Technical Requirement	Description	Evaluation (Requirement fulfilled - Yes/No)
	<p>to be used.</p> <p><b>6.1.2</b> A water meter shall be manufactured from materials which shall not be adversely affected by the water temperature variations, within the working temperature range</p> <p><b>6.1.3</b> All parts of a water meter in contact with the water flowing through it shall be manufactured from materials which are conventionally known to be non-toxic, non-contaminating, and biologically inert. <i>Attention is drawn to national regulations.</i></p> <p><b>6.1.4</b> The complete water meter shall be manufactured from materials which are resistant to internal and external corrosion or which are protected by a suitable surface treatment.</p> <p><b>6.1.5</b> A water meter indicating device shall be protected by a transparent window. A cover of a suitable type may also be provided as additional protection.</p> <p><b>6.1.6</b> Where there is a risk of condensation forming on the underside of the window of a water meter indicating device, the water meter shall incorporate devices for prevention or elimination of condensation. <i>(The units should be permanently sealed and should be frost, moisture and dust proof.)</i></p> <p><b>6.1.7</b> A water meter shall be of such design, composition, and construction that it does not facilitate the perpetration of fraud.</p> <p><b>6.1.8</b> A water meter shall be fitted with a metrological controlled display. The display shall be readily accessible to the customer, without requiring the use of a tool.</p> <p><b>6.1.9</b> A water meter shall be of such design, composition, and construction that it does not exploit the MPE or favour any party.</p>	
<b>D Dial Counter</b>	<p>The dial should be of dry dial magnetic type in all the water meters. The register is fully – sealed, vacuum filled, with a sample straight – reading presentation. The register is placed in a window inside the meter body in the direction of flow for easy reading.</p>	
<b>Meter Installation Orientation</b>	<p>The meter should be capable of being installed in any orientation without loss of accuracy. [Displacement or Volumetric]</p>	
<b>Installation Requirements</b>	<p><b>It is recommended that the Manufacturer provides his / her specific installation instructions.</b> The installation instructions shall be guided by the ISO 4064-5:2014 best practice recommendations below.</p> <p><b>ISO 4064-5:2014 - Installation.</b></p> <p><b>6.1 General requirements</b></p> <p><b>6.1.1</b> Every water meter, single or in a group, shall be easily accessible for reading (without the use of a mirror or ladder, for instance), for installation, for maintenance, for removal and for <i>in situ</i> dismantling of the mechanism if required.</p>	

**TECHNICAL SPECS FOR DN 15 TO 300 MM ULTRASONIC FLOW METERS**

Technical Requirement	Description	Evaluation (Requirement fulfilled - Yes/No)
	<p>In addition, for water meters of a mass in excess of 25 kg, there shall be clear access to the installation site to allow the water meter to be brought to, or removed from, its working position, and adequate space around the working position for the installation of lifting gear. The following points should be taken into account:</p> <ul style="list-style-type: none"> <li>a) the need for adequate illumination of the installation site;</li> <li>b) the need for the floor to be even, rigid, non-slip and clear of obstacles.</li> </ul> <p><b>6.1.2</b> Associated fittings such as those specified in Clause 5, if fitted, shall also be readily accessible, and the requirements of 6.1.1 relating to large meters are also applicable for the fittings.</p> <p><b>6.1.3</b> Measures shall be employed to avoid contamination, especially when the meter is installed in a pit, by mounting the water meter and the fittings at a sufficient height above the floor. If necessary, the pit shall be provided with a sump or drain for water removal.</p> <p><b>6.2 Installation requirements</b></p> <p><b>6.2.1</b> For correct operation, a water meter shall always be full of water. If there is a risk of air entering the meter, an upstream air release valve shall be installed.</p> <p><b>6.2.2</b> The meter shall be protected from the risk of damage by shock or vibration.</p> <p><b>6.2.3</b> The meter shall not be subjected to undue stresses caused by pipes and fittings. If necessary, it shall be mounted on a plinth or bracket. The water pipe lines and associated fittings shall be adequately anchored to ensure that no part of the installation can be displaced under water thrust when the meter is dismantled or disconnected on one side.</p> <p><b>6.2.4</b> The meter shall be protected from the risk of damage from extremes of temperature of the water or ambient air.</p> <p><b>6.2.5</b> Where possible, the meter pit shall be protected from flooding and rainwater.</p> <p><b>6.2.6</b> The instructions shall give limits on orientation dependent on the meter type.</p> <p><b>6.2.7</b> The meter shall be protected from the risk of damage due to external environmental corrosion.</p> <p><b>6.2.8</b> In the case where the water meter is part of an electrical earthing, in order to minimize the risk to operational staff, there shall be a permanent shunt for the water meter and its associated fittings.</p> <p><b>NOTE:</b> Any national or local legislation concerning the use of water pipes for this purpose applies in the country of use.</p> <p><b>6.2.9</b> Unfavourable hydraulic conditions, e.g. cavitation,</p>	

**TECHNICAL SPECS FOR DN 15 TO 300 MM ULTRASONIC FLOW METERS**

Technical Requirement	Description	Evaluation (Requirement fulfilled - Yes/No)
	surging and water hammer, should be avoided.	
<p align="center"><b>Automatic Meter Reading Capability</b></p>	<p><b>The water meter shall be AMR ready or enabled to allow for future Automatic Meter Reading Capabilities.</b> The AMR meter shall conform to the following characteristics so that it can be ready for AMR. For future tasks, the AMR water meter shall also be compatible with an external pulse reader or sensor and can transmit meter readings via a radio frequency reading system or a fixed network pulse transmitter via GPRS / GSM. Characteristics of the Pulse Reader, Radio frequency reading system and fixed network pulse transmitter are detailed below.</p> <p>The water meter will be equipped with pulse emitters which can manage the flow values in both directions and also features alarms.</p> <p>An external pulse reader or sensor that is fixed on the meter and fitted with either a radio frequency reading system or a fixed network pulse transmitter via GPRS / GSM.</p> <p><b>Properties of Pulse Reader or Sensor:</b></p> <ol style="list-style-type: none"> <li>1. Compact radio emitter</li> <li>2. Compatible with a modular meter inductive technology (Ha+Ti or Ti)</li> <li>3. Frequency MHz 868.95 or 434.47 (for mobile mode walk-by or drive-by through radio frequency transmission module) and 868.30 or 433.42 (for fixed Network via GPRS/GSM)</li> <li>4. Transmission power 16mW</li> <li>5. Transmission mode Unidirectional</li> <li>6. Radio range Up to 2000 m depending on the environment with a Bluetooth receiver for transmission of meter readings</li> <li>7. Approval EN 300 220, CE RTTE</li> <li>8. Battery lifetime up to 15 years and a continuous signal emission in programmable seconds.</li> <li>9. Degree of Protection should be IP 68</li> <li>10. Insensitive to magnetic fraud</li> <li>11. Tampering Alarm</li> <li>12. Provision for manual download and/or delete readings directly from the water meter incase the radio frequency module fails.</li> </ol> <p>The pulse reader or sensor shall include an electronic circuit that picks up the data sent by an emitter (clipped on a water meter) and stores them in a memory.</p> <p>The pulse reader or sensor transmits the data and other operating information atleast every &lt;10 seconds on mobile</p>	

**TECHNICAL SPECS FOR DN 15 TO 300 MM ULTRASONIC FLOW METERS**

Technical Requirement	Description	Evaluation (Requirement fulfilled - Yes/No)
	<p>mode walk-by or drive-by through radio frequency transmission module and atleast every &lt;20 minutes for fixed Network via GPRS/GSM.</p> <p><b>Walk-by/Drive-by :</b> A handheld unit equipped with an a receiver that collects the reading information and directly transfers them to the central computer system within a certain radius.</p> <p><b>Fixed network :</b> A fixed GPRS/LAN receiver installed in buildings, will collect the data from all the external pulse readers or sensors, memorize them, and transmit them each day via GPRS/LAN to a centralized server.</p> <p>Can be connected to remote reading or consumption-analysis systems.</p> <p>Comply with ISO 4064-1:2014 Section 5 i.e. “Water Meters equipped with electronic devices“</p>	

**N/B**  
**(D) MANUFACTURERS ARE REQUIRED TO PROVIDE A COPY OF THE CERTIFICATE AND TEST REPORTS EITHER FROM KEBS, ISO OR OTHER RECOGNIZED CERTIFICATION BODIES. TEST REPORTS REQUIRED SHALL BE THOSE TESTS CONDUCTED WITHIN A PERIOD OF A YEAR**

**Detailed Technical Specifications and Standards** [*insert whenever necessary*]. [*Insert detailed description of TS*]

**4. Drawings N/A**

This Tendering document includes..... [*Insert “the following” or “no”*]  
drawings. [*If documents shall be included, insert the following List of Drawings*].

List of Drawings		
Drawing No.	Drawing Name	Purpose

**5. Inspections and Tests**

The following inspections and tests shall be performed:..... [*Insert list of inspections and tests*]



**PART 3 - CONDITIONS OF CONTRACT**  
**AND CONTRACT FORMS.**

## SECTION VI - GENERAL CONDITIONS OF CONTRACT.

### 1. Definitions

In the Conditions of Contract (“these Conditions”), which include Special Conditions, Parts A and B, and these General Conditions, the following words and expressions shall have the meanings stated. Words indicating persons or parties include corporations and other legal entities, except where the context requires otherwise.

- a) “Contract” means the Contract Agreement entered into between the Procuring Entity and the Supplier, together with the Contract Documents referred to therein, including all attachments, appendices, and all documents incorporated by reference therein.
- b) “Contract Documents” means the documents listed in the Contract Agreement, including any amendments thereto.
- c) “Contract Price” means the price payable to the Supplier as specified in the Contract Agreement, subject to such additions and adjustments thereto or deductions therefrom, as may be made pursuant to the Contract.
- d) “Day” means calendar day.
- e) “Completion” means the fulfilment of the Related Services by the Supplier in accordance with the terms and conditions set forth in the Contract.
- f) “GCC” means the General Conditions of Contract.
- g) “Goods” means all of the commodities, raw material, machinery and equipment, and/or other materials that the Supplier is required to supply to the Procuring Entity under the Contract.
- h) “Procuring Entity” means the Procuring Entity purchasing the Goods and Related Services, as **specified in the SCC**.
- i) “Related Services” means the services incidental to the supply of the goods, such as insurance, delivery, installation, commissioning, training and initial maintenance and other such obligations of the Supplier under the Contract.
- j) “SCC” means the Special Conditions of Contract.
- k) “Subcontractor” means any person, private or government entity, or a combination of the above, to whom any part of the Goods to be supplied or execution of any part of the Related Services is subcontracted by the Supplier.
- l) “Supplier” means the person, private or government entity, or a combination of the above, whose Tender to perform the Contract has been accepted by the Procuring Entity and is named as such in the Contract Agreement.
- m) “**Base Date**” means a date 30 day prior to the submission of tenders.
- n) “**Laws**” means all national legislation, statutes, ordinances, and regulations and by-laws of any legally constituted public authority.
- o) “**Letter of Acceptance**” means the letter of formal acceptance, signed by the contractor. Procuring Entity, including any annexed memoranda comprising agreements between and signed by both Parties.
- p) “**Procuring Entity**” means the Entity named in the Special Conditions of Contract.

### 2. Interpretation

- 2.1. If the context so requires it, singular means plural and vice versa.

## 2.2. Incoterms

- a) Unless inconsistent with any provision of the Contract, the meaning of any trade term and the rights and obligations of parties thereunder shall be as prescribed by Incoterms **specified in the SCC**.
- b) The terms EXW and CIP and other similar terms, when used, shall be governed by the rules prescribed in the current edition of Incoterms specified in the **SCC** and published by the International Chamber of Commerce in Paris, France.

## 3. Contract Documents

Subject to the order of precedence set forth in the Contract Agreement, all documents forming the Contract (and all parts thereof) are intended to be correlative, complementary, and mutually explanatory. The Contract Agreement shall be read as a whole. The documents forming the Contract shall be interpreted in the following order of priority:

- a) the Contract Agreement,
- b) the Letter of Acceptance,
- c) the General Conditions of Contract
- d) Special Conditions of Contract
- e) the Form of Tender,
- f) the Specifications and Schedules of the Drawings (if any), and
- g) the Schedules of Requirements, Price Schedule and any other documents forming part of the Contract.

## 4. Fraud and Corruption

- 3.1 The supplier shall comply with anti-corruption laws and guidelines and the prevailing sanctions, policies and procedures as set forth in the Laws of Kenya.
- 3.2 The Supplier shall disclose any commissions, gratuity or fees that may have been paid or are to be paid to agents or any other person with respect to the Tendering process or execution of the Contract. The information disclosed must include at least the name and address of the agent or other party, the amount and currency, and the purpose of the commission, gratuity or fee.

### 4.1 Entire Agreement

- 4.3.1 The Contract constitutes the entire agreement between the Procuring Entity and the Supplier and supersedes all communications, negotiations and agreements (whether written or oral) of the parties with respect thereto made prior to the date of Contract.

### 4.2 Amendment

No amendment or other variation of the Contract shall be valid unless it is in writing, is dated, expressly refers to the Contract, and is signed by a duly authorized representative of each party thereto.

### 4.3 Non-waiver

- a) Subject to GCC Sub-Clause 4.5(b) below, no relaxation, forbearance, delay, or indulgence by either party in enforcing any of the terms and conditions of the Contract or the granting of time by either party to the other shall prejudice, affect, or restrict the rights of that party under the Contract, neither shall any waiver by either party of any breach of Contract operate as waiver of any subsequent or continuing breach of Contract.
- b) Any waiver of a party's rights, powers, or remedies under the Contract must be in writing, dated, and signed by an authorized representative of the party granting such waiver, and must specify the right and the extent to which it is being waived.

### 4.4 Severability

If any provision or condition of the Contract is prohibited or rendered invalid or unenforceable,

such prohibition, invalidity or unenforceability shall not affect the validity or enforceability of any other provisions and conditions of the Contract.

## **5. Language**

- 5.1 The Contract as well as all correspondence and documents relating to the Contract exchanged by the Supplier and the Procuring Entity, shall be written in the **English Language**. Supporting documents and printed literature that are part of the Contract may be in another language provided they are accompanied by an accurate and certified translation of the relevant passages in the **English Language**, in which case, for purposes of interpretation of the Contract, the English language is translation shall govern.
- 5.2 The Supplier shall bear all costs of translation to the governing language and all risks of the accuracy of such translation, for documents provided by the Supplier.

## **6. Joint Venture, Consortium or Association**

- 6.1 If the Supplier is a joint venture, consortium, or association, all of the parties shall be jointly and severally liable to the Procuring Entity for the fulfilment of the provisions of the Contract and shall designate one member of the joint venture, consortium, or association to act as a leader with authority to bind the joint venture, consortium, or association. The composition or the constitution of the joint venture, consortium, or association shall not be altered without the prior written consent of the Procuring Entity.

## **7. Eligibility**

- 7.1 The Supplier and its Subcontractors shall have the nationality of an eligible country. A Supplier or Sub-contractor shall be deemed to have the nationality of a country if it is a citizen or constituted, incorporated, or registered, and operates in conformity with the provisions of the laws of that country.
- 7.2 All Goods and Related Services to be supplied under the Contract shall have their origin in Eligible Countries. For the purpose of this Clause, origin means the country where the goods have been grown, mined, cultivated, produced, manufactured, or processed; or through manufacture, processing, or assembly, another commercially recognized article results that differs substantially in its basic characteristics from its components.
- 7.3 The Tenderer, if a Kenyan firm, must submit with its tender a valid tax compliance certificate from the Kenya Revenue Authority.

## **8. Notices**

- 8.1 Any notice given by one party to the other pursuant to the Contract shall be in writing to the address specified in the **SCC**. The term "in writing" means communicated in written form with proof of receipt.
- 8.2 A notice shall be effective when delivered or on the notice's effective date, whichever is later.

## **9. Governing Law**

- 9.1 The Contract shall be governed by and interpreted in accordance with the laws of Kenya.
- 9.2 Throughout the execution of the Contract, the Supplier shall comply with the import of goods and services prohibitions in Kenya:
- a) where, as a matter of law, compliance or official regulations, Kenya prohibits commercial relations with that country or any import of goods from that country or any payments to any country, person, or entity in that country ; or
  - b) by an act of compliance with a decision of the United Nations Security Council taken under Chapter VII of the Charter of the United Nations, Kenya prohibits any import of goods from that country or any payments to any country, person, or entity.

## **10. Settlement of Disputes**

- 10.1 The Procuring Entity and the Supplier shall make every effort to resolve amicably by direct negotiation any disagreement or dispute arising between them under or in connection with the Contract.

10.2 If, after thirty (30) days, the parties have failed to resolve their dispute or difference by such mutual consultation, then either the Procuring Entity or the Supplier may give notice to the other party of its intention to commence arbitration, as hereinafter provided, as to the matter in dispute, and no arbitration in respect of this matter may be commenced unless such notice is given. Any dispute or difference in respect of which a notice of intention to commence arbitration has been given in accordance with this Clause shall be finally settled by arbitration. Arbitration may be commenced prior to or after delivery of the Goods under the Contract.

### **10.2 Arbitration proceedings shall be conducted as follows:**

10.2.1 Any claim or dispute between the Parties arising out of or in connection with the Contract not settled amicably in accordance with Sub-Clause 10.1 shall be finally settled by arbitration.

10.2.2 No arbitration proceedings shall be commenced on any claim or dispute where notice of a claim or dispute has not been given by the applying party within thirty days of the occurrence or discovery of the matter or issue giving rise to the dispute.

10.2.3 Notwithstanding the issue of a notice as stated above, the arbitration of such a claim or dispute shall not commence unless an attempt has in the first instance been made by the parties to settle such claim or dispute amicably with or without the assistance of third parties. Proof of such attempt shall be required.

10.2.4 The Arbitrator shall, without prejudice to the generality of his powers, have powers to direct such measurements, computations, or valuations as may in his opinion be desirable in order to determine the rights of the parties and assess and award any sums which ought to have been the subject of or included in any due payments.

10.2.5 Neither Party shall be limited in the proceedings before the arbitrators to the evidence, or to the reasons for the dispute given in its notice of a claim or dispute.

10.2.6 Arbitration may be commenced prior to or after delivery of the goods. The obligations of the Parties shall not be altered by reason of any arbitration being conducted during the progress of the delivery of goods.

10.2.7 The terms of the remuneration of each or all the members of Arbitration shall be mutually agreed upon by the Parties when agreeing the terms of appointment. Each Party shall be responsible for paying one-half of this remuneration.

### **10.3 Arbitration Proceedings**

10.3.1 Arbitration proceedings with national suppliers will be conducted in accordance with the Arbitration Laws of Kenya. In case of any claim or dispute, such claim or dispute shall be notified in writing by either party to the other with a request to submit it to arbitration and to concur in the appointment of an Arbitrator within thirty days of the notice. The dispute shall be referred to the arbitration and final decision of a person or persons to be agreed between the parties. Failing agreement to concur in the appointment of an Arbitrator, the Arbitrator shall be appointed, on the request of the applying party, by the Chairman or Vice Chairman of any of the following professional institutions;

- i) Kenya National Chamber of Commerce
- ii) Chartered Institute of Arbitrators (Kenya Branch)
- iii) The Law Society of Kenya

10.3.2 The institution written to first by the aggrieved party shall take precedence over all other institutions.

#### **10.3.3 Alternative Arbitration Proceedings**

Alternatively, the Parties may refer the matter to the Nairobi Centre for International Arbitration (NCIA) which offers a neutral venue for the conduct of national and international arbitration with commitment to providing institutional support to the arbitral process.

### **10.4 Arbitration with Foreign Suppliers**

10.4.1 Arbitration with foreign suppliers shall be conducted in accordance with the arbitration rules of the United Nations Commission on International Trade Law (UNCITRAL); or with proceedings administered by the International Chamber of Commerce (ICC) and conducted under the ICC Rules of Arbitration; by one or more arbitrators appointed in accordance with said arbitration rules.

10.4.2 The place of arbitration shall be a location specified in the SCC; and the arbitration shall be conducted in the language for communications defined in Sub-Clause 1.4 [Law and Language].

## **10.5 Alternative Arbitration Proceedings**

Alternatively, the Parties may refer the matter to the Nairobi Centre for International Arbitration (NCIA) which offers a neutral venue for the conduct of national and international arbitration with commitment to providing institutional support to the arbitral process.

## **10.6 Failure to Comply with Arbitrator's Decision**

10.6.1 The award of such Arbitrator shall be final and binding upon the parties.

10.6.1 In the event that a Party fails to comply with a final and binding Arbitrator's decision, then the other Party may, without prejudice to any other rights it may have, refer the matter to a competent court of law.

## **10.7 Contract operations continue**

Notwithstanding any reference to arbitration herein,

- a) the parties shall continue to perform their respective obligations under the Contract unless they otherwise agree; and
- b) the Procuring Entity shall pay the Supplier any monies due the Supplier.

## **11. Inspections and Audit by the Procuring Entity**

11.1 The Supplier shall keep, and shall cause its Subcontractors to keep, accurate and systematic accounts and records in respect of the Goods in such form and details as will clearly identify relevant time, changes and costs.

11.2 Pursuant to paragraph 2.2 of Instruction to Tenderers, the Supplier shall permit and shall cause its subcontractors to permit, the Procuring Entity and/or persons appointed by the Procuring Entity or by other statutory bodies of the Government to inspect the Site and/or the accounts and records relating to the procurement process, selection and/or contract execution, and to have such accounts and records audited by auditors appointed by the Procuring Entity. The Supplier's and its Subcontractors' attention is drawn to Sub- Clause 3.1 which provides, inter alia, that acts intended to materially impede the exercise of the Procuring Entity's inspection and audit rights constitute a prohibited practice subject to contract termination, as well as to a determination of ineligibility.

## **12. Scope of Supply**

12.1 The Goods and Related Services to be supplied shall be as specified in the Schedule of Requirements.

## **13. Delivery and Documents**

13.1 Subject to GCC Sub-Clause 33.1, the delivery of the Goods and completion of the Related Services shall be in accordance with the List of Goods and Delivery Schedule specified in the Supply Requirements. The details of shipping and other documents to be furnished by the Supplier are specified in the SCC.

## **14. Supplier's Responsibilities**

14.1 The Supplier shall supply all the Goods and Related Services included in the Scope of Supply in accordance with GCC Clause 12, and the Delivery and Completion Schedule, as per GCC Clause 13.

## **15. Contract Price**

15.1 Prices charged by the Supplier for the Goods supplied and the Related Services performed under

the Contract shall not vary from the prices quoted by the Supplier in its Tender, with the exception of any price adjustments authorized in the SCC.

- 15.2 Where the contract price is different from the corrected tender price, in order to ensure the supplier is not paid less or more relative to the contract price (*which would be the tender price*), any partial payment valuation based on rates in the schedule of prices in the Tender, will be adjusted by a plus or minus percentage. The percentage already worked out during tender evaluation is worked out as follows:  $(\text{corrected tender price} - \text{tender price}) / \text{tender price} \times 100$ .

## **16. Terms of Payment**

- 16.1 The Supplier shall request for payment by submitting invoice(s), delivery note(s) and any other relevant documents as specified in the SCC to the Procuring Entity.
- 16.2 Payments shall be made promptly by the Procuring Entity, but not later than thirty (30) days after submission of an invoice by the Supplier, and after the Procuring Entity has accepted it.
- 16.3 Where a Procuring Entity rejects Goods and Related Services, in part or wholly, the procuring Entity shall promptly inform the Supplier to collect, replace or rectify as appropriate and give reasons for rejection. The Supplier shall submit a fresh invoice, delivery note and any other relevant documents as specified in the SCC.
- 16.4 The currencies in which payments shall be made to the Supplier under this Contract shall be those in which the Tender price is expressed.
- 16.5 In the event that the Procuring Entity fails to pay the Supplier any payment by its due date or within the period set forth in the SCC, the Procuring Entity may pay to the Supplier interest on the amount of such delayed payment at the rate shown in the SCC, for the period of delay until payment has been made in full, whether before or after judgment or arbitration award.

## **17. Taxes and Duties**

- 17.1 The Supplier shall be entirely responsible for all taxes, duties, license fees, and other such levies incurred to deliver the Goods and Related Services to the Procuring Entity at the final delivery point.
- 17.3 If any tax exemptions, reductions, allowances or privileges may be available to the Supplier in Kenya, the Supplier shall inform the Procuring Entity and the Procuring Entity shall use its best efforts to enable the Supplier to benefit from any such tax savings to the maximum allowable extent.

## **18. Performance Security**

- 18.1 If required as specified in the SCC, the Supplier shall, within twenty-eight (28) days of the notification of contract award, provide a performance security for the performance of the Contract in the amount specified in the SCC.
- 18.2 The proceeds of the Performance Security shall be payable to the Procuring Entity as compensation for any loss resulting from the Supplier's failure to complete its obligations under the Contract.
- 18.3 As specified in **the** SCC, the Performance Security, if required, shall be denominated in the currency(ies) of the Contract, or in a freely convertible currency acceptable to the Procuring Entity; and shall be in one of the formats stipulated by the Procuring Entity in **the** SCC, or in another format acceptable to the Procuring Entity.
- 18.4 The Performance Security shall be discharged by the Procuring Entity and returned to the Supplier not later than thirty (30) days following the date of Completion of the Supplier's performance obligations under the Contract, including any warranty obligations, unless specified otherwise in the SCC.

## **19. Copyright**

- 19.1 The copyright in all drawings, documents, and other materials containing data and information furnished to the Procuring Entity by the Supplier herein shall remain vested in the Supplier, or,

if they are furnished to the Procuring Entity directly or through the Supplier by any third party, including suppliers of materials, the copyright in such materials shall remain vested in such third party.

## **20. Confidential Information**

- 20.1 The Procuring Entity and the Supplier shall keep confidential and shall not, without the written consent of the other party hereto, divulge to any third party any documents, data, or other information furnished directly or indirectly by the other party hereto in connection with the Contract, whether such information has been furnished prior to, during or following completion or termination of the Contract. Notwithstanding the above, the Supplier may furnish to its Sub-Supplier such documents, data, and other information it receives from the Procuring Entity to the extent required for the Sub Supplier to perform its work under the Contract, in which event the Supplier shall obtain from such Sub Supplier undertaking of confidentiality similar to that imposed on the Supplier under GCC Clause 20.
- 20.2 The Procuring Entity shall not use such documents, data, and other information received from the Supplier for any purposes unrelated to the contract. Similarly, the Supplier shall not use such documents, data, and other information received from the Procuring Entity for any purpose other than the performance of the Contract.
- 20.3 The obligation of a party under GCC Sub-Clauses 20.1 and 20.2 above, however, shall not apply to information that:
- a) the Procuring Entity or Supplier need to share with other arms of Government or other bodies participating in the financing of the Contract; such parties shall be disclosed in **the SCC**;
  - b) now or hereafter enters the public domain through no fault of that party;
  - c) can be proven to have been possessed by that party at the time of disclosure and which was not previously obtained, directly or indirectly, from the other party; or
  - d) otherwise lawfully becomes available to that party from a third party that has no obligation of confidentiality.
- 20.4 The above provisions of GCC Clause 20 shall not in any way modify any undertaking of confidentiality given by either of the parties hereto prior to the date of the Contract in respect of the Supply or any part thereof.
- 20.5 The provisions of GCC Clause 20 shall survive completion or termination, for whatever reason, of the Contract.

## **21. Subcontracting**

- 21.1 The Supplier shall notify the Procuring Entity in writing of all subcontracts awarded under the Contract if not already specified in the Tender. Such notification, in the original Tender or later shall not relieve the Supplier from any of its obligations, duties, responsibilities, or liability under the Contract.
- 21.2 Subcontracts shall comply with the provisions of GCC Clauses 3 and 7.

## **22. Specifications and Standards**

- 22.1 Technical Specifications and Drawings
- a) The Goods and Related Services supplied under this Contract shall conform to the technical specifications and standards mentioned in Section VI, Schedule of Requirements and, when no applicable standard is mentioned, the standard shall be equivalent or superior to the official standards whose application is appropriate to the Goods' country of origin.
  - b) The Supplier shall be entitled to disclaim responsibility for any design, data, drawing, specification or other document, or any modification thereof provided or designed by or on behalf of the Procuring Entity, by giving a notice of such disclaimer to the Procuring Entity.
  - c) Wherever references are made in the Contract to codes and standards in accordance with



which it shall be executed, the edition or the revised version of such codes and standards shall be those specified in the Schedule of Requirements. During Contract execution, any changes in any such codes and standards shall be applied only after approval by the Procuring Entity and shall be treated in accordance with GCC Clause 33.

## **23. Packing and Documents**

- 23.1 The Supplier shall provide such packing of the Goods as is required to prevent their damage or deterioration during transit to their final destination, as indicated in the Contract. During transit, the packing shall be sufficient to withstand, without limitation, rough handling and exposure to extreme temperatures, salt and precipitation, and open storage. Packing case size and weights shall take into consideration, where appropriate, the remoteness of the goods' final destination and the absence of heavy handling facilities at all points in transit.
- 23.2 The packing, marking, and documentation within and outside the packages shall comply strictly with such special requirements as shall be expressly provided for in the Contract, including additional requirements, if any, specified **in the SCC**, and in any other instructions ordered by the Procuring Entity.

## **24. Insurance**

- 24.1 Unless otherwise specified in the **SCC**, the Goods supplied under the Contract shall be fully insured—in a freely convertible currency from an eligible country—against loss or damage incidental to manufacture or acquisition, transportation, storage, and delivery, in accordance with the applicable Incoterms or in the manner specified in the **SCC**.

## **25. Transportation and Incidental Services**

- 25.1 Unless otherwise specified in the **SCC**, responsibility for arranging transportation of the Goods shall be in accordance with the specified Incoterms.
- 25.2 The Supplier may be required to provide any or all of the following services, including additional services, if any, specified **in SCC**:
- a) performance or supervision of on-site assembly and/or start-up of the supplied Goods;
  - b) furnishing of tools required for assembly and/or maintenance of the supplied Goods;
  - c) furnishing of a detailed operations and maintenance manual for each appropriate unit of the supplied Goods;
  - d) performance or supervision or maintenance and/or repair of the supplied Goods, for a period of time agreed by the parties, provided that this service shall not relieve the Supplier of any warranty obligations under this Contract; and
  - e) training of the Procuring Entity's personnel, at the Supplier's plant and/or on-site, in assembly, start-up, operation, maintenance, and/or repair of the supplied Goods.
- 25.3 Prices charged by the Supplier for incidental services, if not included in the Contract Price for the Goods, shall be agreed upon in advance by the parties and shall not exceed the prevailing rates charged to other parties by the Supplier for similar services

## **26. Inspections and Tests**

- 26.1 The Supplier shall at its own expense and at no cost to the Procuring Entity carry out all such tests and/or inspections of the Goods and Related Services as are specified in the **SCC**.
- 26.2 The inspections and tests may be conducted on the premises of the Supplier or its Subcontractor, at point of delivery, and/or at the Goods' final destination, or in another place in Kenya as specified in the **SCC**. Subject to GCC Sub-Clause 26.3, if conducted on the premises of the Supplier or its Subcontractor, all reasonable facilities and assistance, including access to drawings and production data, shall be furnished to the inspectors at no charge to the Procuring Entity.
- 26.3 The Procuring Entity or its designated representative shall be entitled to attend the tests and/or inspections referred to in GCC Sub-Clause 26.2, provided that the Procuring Entity bear all of its own costs and expenses incurred in connection with such attendance including, but not limited to,

all travelling and board and lodging expenses.

- 26.4 Whenever the Supplier is ready to carry out any such test and inspection, it shall give a reasonable advance notice, including the place and time, to the Procuring Entity. The Supplier shall obtain from any relevant third party or manufacturer any necessary permission or consent to enable the Procuring Entity or its designated representative to attend the test and/or inspection.
- 26.5 The Procuring Entity may require the Supplier to carry out any test and/or inspection not required by the Contract but deemed necessary to verify that the characteristics and performance of the Goods comply with the technical specifications codes and standards under the Contract, provided that the Supplier's reasonable costs and expenses incurred in the carrying out of such test and/or inspection shall be added to the Contract Price. Further, if such test and/or inspection impedes the progress of manufacturing and/or the Supplier's performance of its other obligations under the Contract, due allowance will be made in respect of the Delivery Dates and Completion Dates and the other obligations so affected.
- 26.6 The Supplier shall provide the Procuring Entity with a report of the results of any such test and/or inspection.
- 26.7 The Procuring Entity may reject any Goods or any part thereof that fail to pass any test and/or inspection or do not conform to the specifications. The Supplier shall either rectify or replace such rejected Goods or parts thereof or make alterations necessary to meet the specifications at no cost to the Procuring Entity, and shall repeat the test and/or inspection, at no cost to the Procuring Entity, upon giving a notice pursuant to GCC Sub- Clause 26.4.
- 26.8 The Supplier agrees that neither the execution of a test and/or inspection of the Goods or any part thereof, nor the attendance by the Procuring Entity or its representative, nor the issue of any report pursuant to GCC Sub-Clause 26.6, shall release the Supplier from any warranties or other obligations under the Contract.

## **27. Liquidated Damages**

- 27.1 Except as provided under GCC Clause 32, if the Supplier fails to deliver any or all of the Goods by the Date(s) of delivery or perform the Related Services within the period specified in the Contract, the Procuring Entity may without prejudice to all its other remedies under the Contract, deduct from the Contract Price, as liquidated damages, a sum equivalent to the percentage specified in the SCC of the delivered price of the delayed Goods or unperformed Services for each week or part thereof of delay until actual delivery or performance, up to a maximum deduction of the percentage specified in those SCC. Once the maximum is reached, the Procuring Entity may terminate the Contract pursuant to GCC Clause 35.

## **28. Warranty**

- 28.1 The Supplier warrants that all the Goods are new, unused, and of the most recent or current models, and that they incorporate all recent improvements in design and materials, unless provided otherwise in the Contract.
- 28.2 Subject to GCC Sub-Clause 22.1(b), the Supplier further warrants that the Goods shall be free from defects arising from any act or omission of the Supplier or arising from design, materials, and workmanship, under normal use in the conditions prevailing in the country of final destination.
- 28.3 Unless otherwise specified in the SCC, the warranty shall remain valid for twelve (12) months after the Goods, or any portion thereof as the case may be, have been delivered to and accepted at the final destination indicated in the SCC, or for eighteen (18) months after the date of shipment from the port or place of loading in the country of origin, whichever period concludes earlier.
- 28.4 The Procuring Entity shall give notice to the Supplier stating the nature of any such defects together with all available evidence thereof, promptly following the discovery thereof. The Procuring Entity shall afford all reasonable opportunity for the Supplier to inspect such defects.
- 28.5 Upon receipt of such notice, the Supplier shall, within the period specified in the SCC,

expeditiously repair or replace the defective Goods or parts thereof, at no cost to the Procuring Entity.

- 28.6 If having been notified, the Supplier fails to remedy the defect within the period specified in the SCC, the Procuring Entity may proceed to take within a reasonable period such remedial action as may be necessary, at the Supplier's risk and expense and without prejudice to any other rights which the Procuring Entity may have against the Supplier under the Contract.

## **29. Patent Indemnity**

- 29.1 The Supplier shall, subject to the Procuring Entity's compliance with GCC Sub-Clause 29.2, indemnify and hold harmless the Procuring Entity and its employees and officers from and against any and all suits, actions or administrative proceedings, claims, demands, losses, damages, costs, and expenses of any nature, including attorney's fees and expenses, which the Procuring Entity may suffer as a result of any infringement or alleged infringement of any patent, utility model, registered design, trademark, copyright, or other intellectual property right registered or otherwise existing at the date of the Contract by reason of:

- a) the installation of the Goods by the Supplier or the use of the Goods in the country where the Site is located; and
- b) the sale in any country of the products produced by the Goods.

Such indemnity shall not cover any use of the Goods or any part thereof other than for the purpose indicated by or to be reasonably inferred from the Contract, neither any infringement resulting from the use of the Goods or any part thereof, or any products produced thereby in association or combination with any other equipment, plant, or materials not supplied by the Supplier, pursuant to the Contract.

- 29.2 If any proceedings are brought or any claim is made against the Procuring Entity arising out of the matters referred to in GCC Sub-Clause 29.1, the Procuring Entity shall promptly give the Supplier a notice thereof, and the Supplier may at its own expense and in the Procuring Entity's name conduct such proceedings or claim and any negotiations for the settlement of any such proceedings or claim.
- 29.3 If the Supplier fails to notify the Procuring Entity within twenty-eight (28) days after receipt of such notice that it intends to conduct any such proceedings or claim, then the Procuring Entity shall be free to conduct the same on its own behalf.
- 29.4 The Procuring Entity shall, at the Supplier's request, afford all available assistance to the Supplier in conducting such proceedings or claim, and shall be reimbursed by the Supplier for all reasonable expenses incurred in so doing.
- 29.5 The Procuring Entity shall indemnify and hold harmless the Supplier and its employees, officers, and Subcontractors from and against any and all suits, actions or administrative proceedings, claims, demands, losses, damages, costs, and expenses of any nature, including attorney's fees and expenses, which the Supplier may suffer as a result of any infringement or alleged infringement of any patent, utility model, registered design, trademark, copyright, or other intellectual property right registered or otherwise existing at the date of the Contract arising out of or in connection with any design, data, drawing, specification, or other documents or materials provided or designed by or on behalf of the Procuring Entity.

## **30. Limitation of Liability**

- 30.1 Except in cases of criminal negligence or willful misconduct,
- a) the Supplier shall not be liable to the Procuring Entity, whether in contract, tort, or otherwise, for any indirect or consequential loss or damage, loss of use, loss of production, or loss of profits or interest costs, provided that this exclusion shall not apply to any obligation of the Supplier to pay liquidated damages to the Procuring Entity, and
  - b) the aggregate liability of the Supplier to the Procuring Entity, whether under the Contract, in tort or otherwise, shall not exceed the total Contract Price, provided that this limitation shall not apply to the cost of repairing or replacing defective equipment, or to any obligation of the supplier to indemnify the Procuring Entity with respect to patent infringement.

### **31. Change in Laws and Regulations**

31.1 Unless otherwise specified in the Contract, if after the date of 30 days prior to date of Tender submission, any law, regulation, ordinance, order or bylaw having the force of law is enacted, promulgated, abrogated, or changed in Kenya (which shall be deemed to include any change in interpretation or application by the competent authorities) that subsequently affects the Delivery Date and/or the Contract Price, then such Delivery Date and/or Contract Price shall be correspondingly increased or decreased, to the extent that the Supplier has thereby been affected in the performance of any of its obligations under the Contract. Notwithstanding the foregoing, such additional or reduced cost shall not be separately paid or credited if the same has already been accounted for in the price adjustment provisions where applicable, in accordance with GCC Clause 15.

### **32. Force Majeure**

32.1 The Supplier shall not be liable for forfeiture of its Performance Security, liquidated damages, or termination for default if and to the extent that its delay in performance or other failure to perform its obligations under the Contract is the result of an event of Force Majeure.

32.2 For purposes of this Clause, "Force Majeure" means an event or situation beyond the control of the Supplier that is not foreseeable, is unavoidable, and its origin is not due to negligence or lack of care on the part of the Supplier. Such events may include, but not be limited to, acts of the Procuring Entity in its sovereign capacity, wars or revolutions, fires, floods, epidemics, quarantine restrictions, and freight embargoes.

32.3 If a Force Majeure situation arises, the Supplier shall promptly notify the Procuring Entity in writing of such condition and the cause thereof. Unless otherwise directed by the Procuring Entity in writing, the Supplier shall continue to perform its obligations under the Contract as far as is reasonably practical, and shall seek all reasonable alternative means for performance not prevented by the Force Majeure event.

### **33. Change Orders and Contract Amendments**

33.1 The Procuring Entity may at any time order the Supplier through notice in accordance GCC Clause 8, to make changes within the general scope of the Contract in any one or more of the following:

- a) drawings, designs, or specifications, where Goods to be furnished under the Contract are to be specifically manufactured for the Procuring Entity;
- b) the method of shipment or packing;
- c) the place of delivery; and
- d) the Related Services to be provided by the Supplier.

33.2 If any such change causes an increase or decrease in the cost of, or the time required for, the Supplier's performance of any provisions under the Contract, an equitable adjustment shall be made in the Contract Price or in the Delivery/Completion Schedule, or both, and the Contract shall accordingly be amended. Any claims by the Supplier for adjustment under this Clause must be asserted within twenty-eight (28) days from the date of the Supplier's receipt of the Procuring Entity's change order.

33.3 Prices to be charged by the Supplier for any Related Services that might be needed but which were not included in the Contract shall be agreed upon in advance by the parties and shall not exceed the prevailing rates charged to other parties by the Supplier for similar services.

33.4 **Value Engineering:** The Supplier may prepare, at its own cost, a value engineering proposal at any time during the performance of the contract. The value engineering proposal shall, at a minimum, include the following;

- a) the proposed change(s), and a description of the difference to the existing contract requirements;
- b) a full cost/benefit analysis of the proposed change(s) including a description and estimate of costs (including life cycle costs) the Procuring Entity may incur in implementing the value engineering proposal; and

- c) a description of any effect(s) of the change on performance/functionality.
- 33.5 The Procuring Entity may accept the value engineering proposal if the proposal demonstrates benefits that:
- a) accelerates the delivery period; or
  - b) reduces the Contract Price or the life cycle costs to the Procuring Entity; or
  - c) improves the quality, efficiency or sustainability of the Goods; or
  - d) yields any other benefits to the Procuring Entity, without compromising the necessary functions of the Facilities.
- 33.6 If the value engineering proposal is approved by the Procuring Entity and results in:
- a) a reduction of the Contract Price; the amount to be paid to the Supplier shall be the percentage specified **in the SCC** of the reduction in the Contract Price; or
  - b) an increase in the Contract Price; but results in a reduction in life cycle costs due to any benefit described in  
(a) to (d) above, the amount to be paid to the Supplier shall be the full increase in the Contract Price.
- 33.7 Subject to the above, no variation in or modification of the terms of the Contract shall be made except by written amendment signed by the parties.

#### **34. Extensions of Time**

- 34.1 If at any time during performance of the Contract, the Supplier or its subcontractors should encounter conditions impeding timely delivery of the Goods or completion of Related Services pursuant to GCC Clause 13, the Supplier shall promptly notify the Procuring Entity in writing of the delay, its likely duration, and its cause. As soon as practicable after receipt of the Supplier's notice, the Procuring Entity shall evaluate the situation and may at its discretion extend the Supplier's time for performance, in which case the extension shall be ratified by the parties by amendment of the Contract.
- 34.2 Except in case of Force Majeure, as provided under GCC Clause 32, a delay by the Supplier in the performance of its Delivery and Completion obligations shall render the Supplier liable to the imposition of liquidated damages pursuant to GCC Clause 26, unless an extension of time is agreed upon, pursuant to GCC Sub-Clause 34.1.

#### **35. Termination**

##### **35.1 Termination for Default**

- a) The Procuring Entity, without prejudice to any other remedy for breach of Contract, by written notice of default sent to the Supplier, may terminate the Contract in whole or in part:
  - i) if the Supplier fails to deliver any or all of the Goods within the period specified in the Contract, or within any extension thereof granted by the Procuring Entity pursuant to GCC Clause 34;
  - ii) if the Supplier fails to perform any other obligation under the Contract; or
  - iii) if the Supplier, in the judgment of the Procuring Entity has engaged in Fraud and Corruption, as defined in paragraph 2.2 a of the Appendix to the GCC, in competing for or in executing the Contract.
- b) In the event the Procuring Entity terminates the Contract in whole or in part, pursuant to GCC Clause 35.1(a), the Procuring Entity may procure, upon such terms and in such manner as it deems appropriate, Goods or Related Services similar to those undelivered or not performed, and the Supplier shall be liable to the Procuring Entity for any additional costs for such similar Goods or Related Services. However, the Supplier shall continue performance of the Contract to the extent not terminated.

##### **35.2 Termination for Insolvency.**

The Procuring Entity may at any time terminate the Contract by giving notice to the Supplier if the Supplier becomes bankrupt or otherwise insolvent. In such event, termination will be without compensation to the Supplier, provided that such termination will not prejudice or affect any right

of action or remedy that has accrued or will accrue thereafter to the Procuring Entity

**35.2 Termination for Convenience.**

- a) The Procuring Entity, by notice sent to the Supplier, may terminate the Contract, in whole or in part, at any time for its convenience. The notice of termination shall specify that termination is for the Procuring Entity's convenience, the extent to which performance of the Supplier under the Contract is terminated, and the date upon which such termination becomes effective.
- b) The Goods that are complete and ready for shipment within twenty-eight (28) days after the Supplier's receipt of notice of termination shall be accepted by the Procuring Entity at the Contract terms and prices. For the remaining Goods, the Procuring Entity may elect:
  - i) to have any portion completed and delivered at the Contract terms and prices; and/or
  - ii) to cancel the remainder and pay to the Supplier an agreed amount for partially completed Goods and Related Services and for materials and parts previously procured by the Supplier.

**36. Assignment**

- 36.1 Neither the Procuring Entity nor the Supplier shall assign, in whole or in part, their obligations under this Contract, except with prior written consent of the other party.

**37. Export Restriction**

- 37.1 Notwithstanding any obligation under the Contract to complete all export formalities, any export restrictions attributable to the Procuring Entity, to Kenya, or to the use of the products/goods, systems or services to be supplied, which arise from trade regulations from a country supplying those products/goods, systems or services, and which substantially impede the Supplier from meeting its obligations under the Contract, shall release the Supplier from the obligation to provide deliveries or services, always provided, however, that the Supplier can demonstrate to the satisfaction of the Procuring Entity that it has completed all formalities in a timely manner, including applying for permits, authorizations and licenses necessary for the export of the products/goods, systems or services under the terms of the Contract. Termination of the Contract on this basis shall be for the Procuring Entity's convenience pursuant to Sub-Clause 35.3.

## **SECTION VII - SPECIAL CONDITIONS OF CONTRACT.**

The following Special Conditions of Contract (SCC) shall supplement and / or amend the General Conditions of Contract (GCC). Whenever there is a conflict, the provisions herein shall prevail over those in the GCC.

<b>Number of GC Clause</b>	<b>Amendments of, and Supplements to, Clauses in the General Conditions of Contract</b>
<b>GCC 1.1(h)</b>	The Procuring Entity is: <b>NAKURU WATER AND SANITATION SERVICES</b>
<b>GCC 4.2 (a)</b>	The meaning of the trade terms shall be as prescribed by Incoterms. If the meaning of any trade term and the rights and obligations of the parties thereunder shall not be as prescribed by Incoterms, they shall be as prescribed by: <i>N/A</i>
<b>GCC 4.2 (b)</b>	The version edition of Incoterms shall be <b>INCOTERMS 2020</b>
<b>GCC 8.1</b>	For <b>notices</b> , the Procuring Entity’s address shall be:
<b>GCC 10.4.2</b>	The place of arbitration shall be <b>NAKURU KENYA</b>
<b>GCC 13.1</b>	<i>N/A</i>
<b>GCC 15.1</b>	The prices charged for the Goods supplied and the related Services performed “ <i>shall not,</i> ” be adjustable.
<b>GCC 16.1</b>	<p>GCC 16.1—The method and conditions of payment to be made to the Supplier under this Contract shall be as follows:</p> <p><b>A. Payment for Goods supplied from abroad:</b> Payment of foreign currency portion shall be made in <b>Kenya shillings</b> in the following manner:</p> <p>(i) <b>Advance Payment:</b> Ten (10) percent of the Contract Price shall be paid within thirty (30) days of signing of the Contract, and upon submission of claim and a bank guarantee for equivalent amount valid until the Goods are delivered and, in the form, provided in the Tendering document or another form acceptable to the Procuring Entity.</p> <p>(ii) <b>On Shipment:</b> Eighty (80) percent of the Contract Price of the Goods shipped shall be paid through irrevocable confirmed letter of credit opened in favour of the Supplier in a bank in its country, upon submission of documents specified in GCC Clause 12.</p> <p>(iii) <b>On Acceptance:</b> Ten (10) percent of the Contract Price of Goods received shall be paid within thirty (30) days of receipt of the Goods upon submission of claim supported by the acceptance certificate issued by the Procuring Entity.</p> <p><b>B. Payment of local currency portion of a foreign Supplier shall be made in <u>Kenya shillings</u></b> within thirty (30) days of presentation of claim supported by a certificate from the Procuring Entity declaring that the Goods have been delivered and that all other contracted Services have been performed.</p> <p><b>C. Payment for Goods and Services supplied from within Kenya:</b></p> <p>Payment for Goods and Services supplied from within Kenya shall be made in, <b>Kenya shillings</b> as follows:</p> <p>(i) <b>Advance Payment:</b> Ten (10) percent of the Contract Price shall be paid within thirty (30) days of signing of the Contract against an invoice and a bank guarantee for the equivalent amount and in the form provided in the Tendering document or another form acceptable to the Procuring Entity.</p> <p>(ii) <b>On Delivery:</b> Eighty (80) percent of the Contract Price shall be paid on receipt of the Goods and upon submission of the documents specified in GCC Clause 13. The bank</p>

	<p>guarantee shall then be released.</p> <p>(iii)<b>On Acceptance:</b> The remaining ten (10) percent of the Contract Price shall be paid to the Supplier within thirty (30) days after the date of the acceptance certificate for the respective delivery issued by the Procuring Entity.</p>
<b>GCC 16.5</b>	<p>The payment-delay period after which the Procuring Entity shall pay interest to the supplier shall be <i>[120]</i> days.</p> <p>The interest rate that shall be applied is <i>[5]</i> %</p>
<b>GCC 18.1</b>	A Performance Security “ <i>shall not</i> ” be required
<b>GCC 18.3</b>	N/A
<b>GCC 18.4</b>	N/A
<b>GCC 23.2</b>	N/A
<b>GCC 24.1</b>	The insurance coverage shall be as specified in the Incoterms.
<b>GCC 25.1</b>	Responsibility for transportation of the Goods shall be as specified in the Incoterms.
<b>GCC 25.2</b>	<p>Incidental services to be provided are:</p> <p>performance or supervision of on-site assembly and/or start-up of the supplied Goods;</p> <p>furnishing of tools required for assembly and/or maintenance of the supplied Goods;</p> <p>furnishing of a detailed operations and maintenance manual for each appropriate unit of the supplied Goods;</p> <p>performance or supervision or maintenance and/or repair of the supplied Goods, for a period of time agreed by the parties, provided that this service shall not relieve the Supplier of any warranty obligations under this Contract; and</p> <p>training of the Procuring Entity's personnel, at the Supplier's plant and/or on-site, in assembly, start-up, operation, maintenance, and/or repair of the supplied Goods</p>
<b>GCC 26.1</b>	The inspections and tests may be conducted on the premises of the Supplier or its Subcontractor, at point of delivery, and/or at the Goods' final destination
<b>GCC 26.2</b>	The Inspections and tests shall be conducted at: <i>NAKURU KENYA</i>
<b>GCC 27.1</b>	The liquidated damage shall be: <i>10 %</i> per week
<b>GCC 27.1</b>	The maximum amount of liquidated damages shall be: <i>20 %</i>
<b>GCC 28.3</b>	<p>The period of validity of the Warranty shall be: <i>12 months</i></p> <p>For purposes of the Warranty, the place(s) of final destination(s) shall be: <i>NAKURU KENYA</i></p>
<b>GCC 28.5, GCC 28.6</b>	The period for repair or replacement shall be: <i>30 days</i> .
<b>GCC 33.6</b>	If the value engineering proposal is approved by the Procuring Entity the amount to be paid to the Supplier shall be <i>50%</i>



## **SECTION VIII - CONTRACT FORMS.**

This Section contains forms which, once completed, will form part of the Contract. The forms for Performance Security and Advance Payment Security, when required, shall only be completed by the successful tenderer after contract award.

## FORM No. 1: NOTIFICATION OF INTENTION TO AWARD

This Notification of Intention to Award shall be sent to each Tenderer that submitted a Tender. Send this Notification to the Tenderer's Authorized Representative named in the Tender Information Form on the format below.

-----

### FORMAT

1. For the attention of Tenderer's Authorized Representative

i) Name: \_\_\_\_\_ [insert Authorized Representative's name]

ii) Address: \_\_\_\_\_ [insert Authorized Representative's Address]

iii) Telephone: \_\_\_\_\_ [insert Authorized Representative's telephone/fax numbers]

iv) Email Address: \_\_\_\_\_ [insert Authorized Representative's email address]

*[IMPORTANT: insert the date that this Notification is transmitted to Tenderers. The Notification must be sent to all Tenderers simultaneously. This means on the same date and as close to the same time as possible.]*

2. Date of transmission: \_\_\_\_\_ [email] on [date] \_\_\_\_\_ (local time)

This Notification is sent by \_\_\_\_\_ (Name and designation) \_\_\_\_\_

3. Notification of Intention to Award

i) Employer: \_\_\_\_\_ [insert the name of the Employer]

ii) Project: \_\_\_\_\_ [insert name of project]

iii) Contract title: \_\_\_\_\_ [insert the name of the contract]

iv) Country: \_\_\_\_\_ [insert country where ITT is issued]

v) ITT No: \_\_\_\_\_ [insert ITT reference number from Procurement Plan]

This Notification of Intention to Award (Notification) notifies you of our decision to award the above contract. The transmission of this Notification begins the Standstill Period. During the Standstill Period, you may:

4. Request a debriefing in relation to the evaluation of your tender

Submit a Procurement-related Complaint in relation to the decision to award the contract.

a) The successful tenderer

i) Name of successful Tender \_\_\_\_\_

ii) Address of the successful Tender \_\_\_\_\_

iii) Contract price of the successful Tender Kenya Shillings \_\_\_\_\_ (in words \_\_\_\_\_)

b) Other Tenderers

Names of all Tenderers that submitted a Tender. If the Tender's price was evaluated include the evaluated price as well as the Tender price as read out. For Tenders not evaluated, give one main reason the Tender was unsuccessful.

S/No.	Name of Tender	Tender Price as read out	Tender's evaluated price (Note a)	One Reason Why Not Evaluated
1				
2				
3				
4				
5				

***(Note a) State NE if not evaluated***

5. How to request a debriefing

- a) DEADLINE: The deadline to request a debriefing expires at midnight on *[insert date]* (local time).
- b) You may request a debriefing in relation to the results of the evaluation of your Tender. If you decide to request a debriefing your written request must be made within three (5) Business Days of receipt of this Notification of Intention to Award.
- c) Provide the contract name, reference number, name of the Tenderer, contact details; and address the request for debriefing as follows:
  - I) Attention: \_\_\_\_\_ *[insert full name of person, if applicable]*
  - ii) Title/position: \_\_\_\_\_ *[insert title/position]*
  - ii) Agency: \_\_\_\_\_ *[insert name of Employer]*
  - iii) Email address: \_\_\_\_\_ *[insert email address]*
- d) If your request for a debriefing is received within the 3 Days deadline, we will provide the debriefing within five (3) Business Days of receipt of your request. If we are unable to provide the debriefing within this period, the Standstill Period shall be extended by five (3) Days after the date that the debriefing is provided. If this happens, we will notify you and confirm the date that the extended Standstill Period will end.
- e) The debriefing may be in writing, by phone, video conference call or in person. We shall promptly advise you in writing how the debriefing will take place and confirm the date and time.
- f) If the deadline to request a debriefing has expired, you may still request a debriefing. In this case, we will provide the debriefing as soon as practicable, and normally no later than fifteen (15) Days from the date of publication of the Contract Award Notice.

6. How to make a complaint

- a) Period: Procurement-related Complaint challenging the decision to award shall be submitted by midnight, *[insert date]* (local time).
- b) Provide the contract name, reference number, name of the Tenderer, contact details; and address the Procurement-related Complaint as follows:
  - I) Attention: \_\_\_\_\_ *[insert full name of person, if applicable]*
  - ii) Title/position: \_\_\_\_\_ *[insert title/position]*
  - iii) Agency: \_\_\_\_\_ *[insert name of Employer]*
  - iv) Email address: \_\_\_\_\_ *[insert email address]*
- c) At this point in the procurement process, you may submit a Procurement-related Complaint challenging the decision to award the contract. You do not need to have requested, or received, a debriefing before making this complaint. Your complaint must be submitted within the Standstill Period and received by us before the Standstill Period ends.
- d) Further information: For more information refer to the Public Procurement and Disposals Act 2015 and its Regulations available from the Website [www.ppra.go.ke](http://www.ppra.go.ke) or email [complaints@ppra.go.ke](mailto:complaints@ppra.go.ke).

You should read these documents before preparing and submitting your complaint.

- e) There are four essential requirements:
  - i) You must be an ‘interested party’. In this case, that means a Tenderer who submitted a Tender in this tendering process, and is the recipient of a Notification of Intention to Award.
  - ii) The complaint can only challenge the decision to award the contract.
  - iii) You must submit the complaint within the period stated above.
  - iv) You must include, in your complaint, all of the information required to support your complaint.

**7. Standstill Period**

- i) **DEADLINE:** The Standstill Period is due to end at midnight on [*insert date*] (local time).
- ii) The Standstill Period lasts ten (14) Days after the date of transmission of this Notification of Intention to Award.
- iii) The Standstill Period may be extended as stated in paragraph Section 5 (d) above.

If you have any questions regarding this Notification please do not hesitate to contact us.

On behalf of the Employer:

**Signature:** \_\_\_\_\_

**Name:** \_\_\_\_\_

**Title/position:** \_\_\_\_\_

**Telephone:** \_\_\_\_\_

**Email:** \_\_\_\_\_

**FORM NO. 2 - REQUEST FOR REVIEW**

**FORM FOR REVIEW(r.203(1))**

**PUBLIC PROCUREMENT ADMINISTRATIVE REVIEW BOARD**

**APPLICATION NO.....OF.....20.....**

**BETWEEN**

.....**APPLICANT**

**AND**

.....**RESPONDENT (Procuring Entity)**

Request for review of the decision of the..... (Name of the Procuring Entity of .....dated the...day of .....20.....in the matter of Tender No.....of .....20..... for .....(Tender description).

**REQUEST FOR REVIEW**

I/We.....,the above named Applicant(s), of address: Physical address.....P. O. Box No..... Tel. No.....Email ....., hereby request the Public Procurement Administrative Review Board to review the whole/part of the above mentioned decision on the following grounds , namely:

- 1.
- 2.

By this memorandum, the Applicant requests the Board for an order/orders that:

- 1.
- 2.

SIGNED .....(Applicant) Dated on.....day of ...../...20.....

---

FOR OFFICIAL USE ONLY Lodged with the Secretary Public Procurement Administrative Review Board on.....day of .....20.....

**SIGNED**

**Board Secretary**



**FORM NO. 3 LETTER OF AWARD**

*[Use letter head paper of the Procuring Entity]*

\_\_\_\_\_ *[Date]*

To: \_\_\_\_\_ *[name and address of the Supplier]*

Subject: \_\_\_\_\_ **Notification of Award Contract No.** . . . . .

This is to notify you that your Tender dated \_\_\_\_\_ *[insert date]* for execution of the \_\_\_\_\_ *[insert name of the contract and identification number, as given in the SCC]* for the Accepted Contract Amount of \_\_\_\_\_ *[insert amount in numbers and words and name of currency]*, as corrected and modified in accordance with the Instructions to tenderers is hereby accepted by our Agency.

You are requested to furnish the Performance Security within 30 days in accordance with the Conditions of Contract, using for that purpose the of the Performance Security Form included in Section X, Contract Forms, of the Tendering document.

Authorized Signature: \_\_\_\_\_

Name and Title of Signatory: \_\_\_\_\_

Name of Agency: \_\_\_\_\_

**Attachment: Contract Agreement**



## FORM NO. 4 - CONTRACT AGREEMENT

*[The successful tenderer shall fill in this form in accordance with the instructions indicated]*

THIS AGREEMENT made the \_\_\_\_\_ *[insert: number]* day of \_\_\_\_\_ *[insert: month]*, *[insert: year]*. BETWEEN (1) \_\_\_\_\_ *[insert complete name of Procuring Entity]* and having its principal place of business at *[insert: address of Procuring Entity]* (hereinafter called "Procuring Entity"), of the one part; and (2) \_\_\_\_\_ *[insert name of Supplier]*, a corporation incorporated under the laws of *[insert: country of Supplier]* and having its principal place of business at \_\_\_\_\_ *[insert: address of Supplier]* (hereinafter called "the Supplier"), of the other part.

1. WHEREAS the Procuring Entity invited Tenders for certain Goods and ancillary services, viz., \_\_\_\_\_
2. *[insert brief description of Goods and Services]* and has accepted a Tender by the Supplier for the supply of those Goods and Services, the Procuring Entity and the Supplier agree as follows:
  - i) In this Agreement words and expressions shall have the same meanings as are respectively assigned to them in the Contract documents referred to.
  - ii) The following documents shall be deemed to form and be read and construed as part of this Agreement. This Agreement shall prevail over all other contract documents.
    - a) the Letter of Acceptance
    - b) the Letter of Tender
    - c) the Addenda Nos. \_\_\_\_\_ (if any)
    - d) Special Conditions of Contract
    - e) General Conditions of Contract
    - f) the Specification (including Schedule of Requirements and Technical Specifications)
    - g) the completed Schedules (including Price Schedules)
    - h) any other document listed in GCC as forming part of the Contract
  - iii) In consideration of the payments to be made by the Procuring Entity to the Supplier as specified in this Agreement, the Supplier hereby covenants with the Procuring Entity to provide the Goods and Services and to remedy defects therein in conformity in all respects with the provisions of the Contract.
3. The Procuring Entity hereby covenants to pay the Supplier in consideration of the provision of the Goods and Services and the remedying of defects therein, the Contract Price or such other sum as may become payable under the provisions of the Contract at the times and in the manner prescribed by the Contract.
4. IN WITNESS whereof the parties hereto have caused this Agreement to be executed in accordance with the laws of Kenya on the day, month and year indicated above.

### **For and on behalf of the Procuring Entity**

Signed: \_\_\_\_\_ *[insert signature]*

in the capacity of \_\_\_\_\_ *[insert title or other appropriate designation]* In the presence of \_\_\_\_\_

\_\_\_\_\_ *[insert identification of official witness]* **For and on behalf of the Supplier**

Signed: \_\_\_\_\_ *[insert signature of authorized representative(s) of the Supplier]* in the capacity of \_\_\_\_\_

\_\_\_\_\_ *[insert title or other appropriate designation]* in the presence of \_\_\_\_\_

\_\_\_\_\_ *[insert identification of official witness]*

**FORM NO. 5 - PERFORMANCE SECURITY [OPTION 1 - UNCONDITIONAL DEMAND BANK GUARANTEE]**

*[Guarantor letterhead]*

**Beneficiary:** \_\_\_\_\_ *[insert name and Address of Employer]*

**Date:** \_\_\_\_\_ *[Insert date of issue]*

**Guarantor:** \_\_\_\_\_ *[Insert name and address of place of issue, unless indicated in the letterhead]*

1. We have been informed that \_\_\_\_\_  
(hereinafter called "the Contractor") has entered into Contract No. \_\_\_\_\_ dated \_\_\_\_\_ with *(name of Employer)* \_\_\_\_\_ (the Employer as the Beneficiary), for the execution of \_\_\_\_\_ (hereinafter called "the Contract").
2. Furthermore, we understand that, according to the conditions of the Contract, a performance guarantee is required.
3. At the request of the Contractor, we as Guarantor, hereby irrevocably undertake to pay the Beneficiary any sum or sums not exceeding in total an amount of \_\_\_\_\_ *(in words)*,<sup>1</sup> such sum being payable in the types and proportions of currencies in which the Contract Price is payable, upon receipt by us of the Beneficiary's complying demand supported by the Beneficiary's statement, whether in the demand itself or in a separate signed document accompanying or identifying the demand, stating that the Applicant is in breach of its obligation(s) under the Contract, without the Beneficiary needing to prove or to show grounds for your demand or the sum specified therein.
4. This guarantee shall expire, no later than the .... Day of ....., 2.....<sup>2</sup>, and any demand for payment under it must be received by us at the office indicated above on or before that date.
5. The Guarantor agrees to a one-time extension of this guarantee for a period not to exceed *[six months] [one year]*, in response to the Beneficiary's written request for such extension, such request to be presented to the Guarantor before the expiry of the guarantee.”

\_\_\_\_\_  
*[Name of Authorized Official, signature(s) and seals/stamps]*

**Note: All italicized text (including footnotes) is for use in preparing this form and shall be deleted from the final product.**



**FORM NO. 6 - PERFORMANCE SECURITY [OPTION 2- PERFORMANCE BOND]**

*[Note: Procuring Entities are advised to use Performance Security – Unconditional Demand Bank Guarantee instead of Performance Bond due to difficulties involved in calling Bond holder to action]*

*[Guarantor letterhead or SWIFT identifier code]*

**Beneficiary:** \_\_\_\_\_ *[insert name and Address of Employer]* **Date:** \_\_\_\_\_ *[Insert date of issue]*

**PERFORMANCE BOND No.:** \_\_\_\_\_

**Guarantor:** \_\_\_\_\_ *[Insert name and address of place of issue, unless indicated in the letterhead]*

1. By this Bond \_\_\_\_\_ as Principal (hereinafter called “the Contractor”) and \_\_\_\_\_] as Surety (hereinafter called “the Surety”), are held and firmly bound unto \_\_\_\_\_] as Obligee (hereinafter called “the Employer”) in the amount of \_\_\_\_\_ for the payment of which sum well and truly to be made in the types and proportions of currencies in which the Contract Price is payable, the Contractor and the Surety bind themselves, their heirs, executors, administrators, successors and assigns, jointly and severally, firmly by these presents.
2. WHEREAS the Contractor has entered into a written Agreement with the Employer dated the \_\_\_\_\_ day of \_\_\_\_\_, 20\_\_\_\_\_, for \_\_\_\_\_ in accordance with the documents, plans, specifications, and amendments thereto, which to the extent herein provided for, are by reference made part hereof and are hereinafter referred to as the Contract.
3. NOW, THEREFORE, the Condition of this Obligation is such that, if the Contractor shall promptly and faithfully perform the said Contract (including any amendments thereto), then this obligation shall be null and void; otherwise, it shall remain in full force and effect. Whenever the Contractor shall be, and declared by the Employer to be, in default under the Contract, the Employer having performed the Employer's obligations thereunder, the Surety may promptly remedy the default, or shall promptly:
  - 1) complete the Contract in accordance with its terms and conditions; or
  - 2) obtain a tender or tenders from qualified tenderers for submission to the Employer for completing the Contract in accordance with its terms and conditions, and upon determination by the Employer and the Surety of the lowest responsive Tenderers, arrange for a Contract between such Tenderer, and Employer and make available as work progresses (even though there should be a default or a succession of defaults under the Contract or Contracts of completion arranged under this paragraph) sufficient funds to pay the cost of completion less the Balance of the Contract Price; but not exceeding, including other costs and damages for which the Surety may be liable hereunder, the amount set forth in the first paragraph hereof. The term “Balance of the Contract Price,” as used in this paragraph, shall mean the total amount payable by Employer to Contractor under the Contract, less the amount properly paid by Employer to Contractor; or
  - 3) pay the Employer the amount required by Employer to complete the Contract in accordance with its terms and conditions up to a total not exceeding the amount of this Bond.
4. The Surety shall not be liable for a greater sum than the specified penalty of this Bond.
5. Any suit under this Bond must be instituted before the expiration of one year from the date of the issuing of the Taking-Over Certificate. No right of action shall accrue on this Bond to or for the use of any person or corporation other than the Employer named herein or the heirs, executors, administrators, successors, and assigns of the Employer.

6. In testimony whereof, the Contractor has hereunto set his hand and affixed his seal, and the Surety has caused these presents to be sealed with his corporate seal duly attested by the signature of his legal representative, this day \_\_\_\_\_ of \_\_\_\_\_ 20\_\_\_\_.

SIGNED ON \_\_\_\_\_ on behalf of \_\_\_\_\_

By \_\_\_\_\_ in the capacity of \_\_\_\_\_

In the presence of \_\_\_\_\_

SIGNED ON \_\_\_\_\_ on behalf of \_\_\_\_\_

By \_\_\_\_\_ in the capacity of \_\_\_\_\_

In the presence of \_\_\_\_\_

**FORM NO. 7 - ADVANCE PAYMENT SECURITY [DEMAND BANK GUARANTEE]**

*[Guarantor letterhead]*

**Beneficiary:** \_\_\_\_\_ *[Insert name and Address of Employer]*

**Date:** \_\_\_\_\_ *[Insert date of issue]*

**ADVANCE PAYMENT GUARANTEE No.:** \_\_\_\_\_ *[Insert guarantee reference number]*

**Guarantor:** *[Insert name and address of place of issue, unless indicated in the letterhead]*

1. We have been informed that \_\_\_\_\_ (hereinafter called "the Contractor") has entered into Contract No. \_\_\_\_\_ dated \_\_\_\_\_ with the Beneficiary, for the execution of \_\_\_\_\_ (hereinafter called "the Contract").

2. Furthermore, we understand that, according to the conditions of the Contract, an advance payment in the sum \_\_\_\_\_ (in words\_\_\_\_) is to be made against an advance payment guarantee.

3. At the request of the Contractor, we as Guarantor, hereby irrevocably undertake to pay the Beneficiary any sum or sums not exceeding in total an amount of \_\_\_\_\_ (in words \_\_\_\_\_) <sup>1</sup> upon receipt by us of the Beneficiary's complying demand supported by the Beneficiary's statement, whether in the demand itself or in a separate signed document accompanying or identifying the demand, stating either that the Applicant:

- (a) has used the advance payment for purposes other than the costs of mobilization in respect of the goods; or
- (b) has failed to repay the advance payment in accordance with the Contract conditions, specifying the amount which the Applicant has failed to repay.

4. A demand under this guarantee may be presented as from the presentation to the Guarantor of a certificate from the Beneficiary's bank stating that the advance payment referred to above has been credited to the Contractor on its account number \_\_\_\_\_ at -----.

5. The maximum amount of this guarantee shall be progressively reduced by the amount of the advance payment repaid by the Contractor as specified in copies of interim statements or payment certificates which shall be presented to us. This guarantee shall expire, at the latest, upon our receipt of a copy of the interim payment certificate indicating that ninety (90) percent of the Accepted Contract Amount, less provisional sums, has been certified for payment, or on the \_\_\_ day of \_\_\_\_\_, 2\_\_\_, <sup>2</sup> whichever is earlier. Consequently, any demand for payment under this guarantee must be received by us at this office on or before that date.

6. The Guarantor agrees to a one-time extension of this guarantee for a period not to exceed *[six months]* *[one year]*, in response to the Beneficiary's written request for such extension, such request to be presented to the Guarantor before the expiry of the guarantee.

\_\_\_\_\_  
*[Name of Authorized Official, signature(s) and seals/stamps]*

**Note:** *All italicized text (including footnotes) is for use in preparing this form and shall be deleted from the final product.*

<sup>1</sup> *The Guarantor shall insert an amount representing the amount of the advance payment and denominated either in the currency of the advance payment as specified in the Contract.*

<sup>2</sup> *Insert the expected expiration date of the Time for Completion. The Employer should note that in the event of an extension of the time for completion of the Contract, the Employer would need to request an extension of this guarantee from the Guarantor. Such request must be in writing and must be made prior to the expiration date established in the guarantee.*

**FORM NO. 8 BENEFICIAL OWNERSHIP DISCLOSURE FORM.**  
**(Amended and issued pursuant to PPRA CIRCULAR No. 02/2022)**

**INSTRUCTIONS TO TENDERERS: DELETE THIS BOX ONCE YOU HAVE COMPLETED THE FORM**

*This Beneficial Ownership Disclosure Form ("Form") is to be completed by the successful tenderer pursuant to Regulation 13 (2A) and 13 (6) of the Companies (Beneficial Ownership Information) Regulations, 2020. In case of joint venture, the tenderer must submit a separate Form for each member. The beneficial ownership information to be submitted in this Form shall be current as of the date of its submission.*

*For the purposes of this Form, a Beneficial Owner of a Tenderer is any natural person who ultimately owns or controls the legal person (tenderer) or arrangements or a natural person on whose behalf a transaction is conducted, and includes those persons who exercise ultimate effective control over a legal person (Tenderer) or arrangement.*

Tender Reference No.: \_\_\_\_\_ [insert identification  
no] Name of the Tender Title/Description: \_\_\_\_\_ [insert name of the  
assignment] to: \_\_\_\_\_ [insert complete name of Procuring Entity]

In response to the requirement in your notification of award dated \_\_\_ [insert date of notification of award] to furnish additional information on beneficial ownership: \_\_\_\_\_ [select one option as applicable and delete the options that are not applicable]

D) We here by provide the following beneficial ownership information.

**Details of beneficial ownership**

	Details of all Beneficial Owners		% of shares a person holds in the company Directly or indirectly	% of voting rights a person holds in the company	Whether a person directly or indirectly holds a right to appoint or remove a member of the board of directors of the company or an equivalent governing body of the Tenderer (Yes / No)	Whether a person directly or indirectly exercises significant influence or control over the Company (tenderer) (Yes / No)
1.	Full Name		Directly----- ----- % of shares	Directl y.....% of voting rights	1. Having the right to appoint a majority of the board of the directors or an equivalent governing body of the Tenderer: Yes ----No---- 2. Is this right held directly or indirectly?:  Direct..... .....  Indirect..... .....	1. Exercises significant influence or control over the Company body of the Company (tenderer)  Yes ---- No----  2. Is this influence or control exercised directly or indirectly?  Direct..... .....  Indirect..... ....
	National identity card number or Passport number					
	Personal Identification Number (where applicable)		Indirectly---- ----- % of shares	Indirectly----- -% of voting rights		
	Nationality					
	Date of birth [dd/mm/yyyy]					
	Postal address					
	Residential address					
	Telephone number					
	Email address					
	Occupation or profession					

Details of all Beneficial Owners		% of shares a person holds in the company Directly or indirectly	% of voting rights a person holds in the company	Whether a person directly or indirectly holds a right to appoint or remove a member of the board of directors of the company or an equivalent governing body of the Tenderer (Yes / No)	Whether a person directly or indirectly exercises significant influence or control over the Company (tenderer) (Yes / No)
2.	Full Name	Directly----- ----- % of shares	Directly.....% of voting rights	1. Having the right to appoint a majority of the board of the directors or an equivalent governing body of the Tenderer: Yes -----No---- 2. Is this right held directly or indirectly?:  Direct..... .....  Indirect..... .....	1. Exercises significant influence or control over the Company body of the Company (tenderer) Yes ----- No----  2. Is this influence or control exercised directly or indirectly?  Direct..... .....  Indirect..... .....
	National identity card number or Passport number				
	Personal Identification Number (where applicable)	Indirectly---- ----- % of shares	Indirectly----- -% of voting rights		
	Nationality(ies)				
	Date of birth [dd/mm/yyyy]				
	Postal address				
	Residential address				
	Telephone number				
	Email address				
Occupation or profession					
3.					
e.t					
.c					

II) Am fully aware that beneficial ownership information above shall be reported to the Public Procurement Regulatory Authority together with other details in relation to contract awards and shall be maintained in the Government Portal, published and made publicly available pursuant to Regulation 13(5) of the Companies (Beneficial Ownership Information) Regulations, 2020.(Notwithstanding this paragraph Personally Identifiable Information in line with the Data Protection Act shall not be published or made public). *Note that Personally Identifiable Information (PII) is defined as any information that can be used to distinguish one person from another and can be used to deanonymize previously anonymous data. This information includes National identity card number or Passport number, Personal Identification Number, Date of birth, Residential address, email address and Telephone number.*

III) In determining who meets the threshold of who a beneficial owner is, the Tenderer must consider a natural person who in relation to the company:

- (a) holds at least ten percent of the issued shares in the company either directly or indirectly;
- (b) exercises at least ten percent of the voting rights in the company either directly or indirectly;
- (c) holds a right, directly or indirectly, to appoint or remove a director of the company; or

(d) exercises significant influence or control, directly or indirectly, over the company.

IV) What is stated to herein above is true to the best of my knowledge, information and belief.

*Name of the Tenderer: .....\*[insert complete name of the Tenderer]\_\_\_\_\_*

*Name of the person duly authorized to sign the Tender on behalf of the Tenderer: \*\* [insert complete name of person duly authorized to sign the Tender]*

*Designation of the person signing the Tender: ..... [insert complete title of the person signing the Tender]*

*Signature of the person named above: ..... [insert signature of person whose name and capacity are shown above]*

*Date this ..... [insert date of signing] day of..... [Insert month], [insert year]*

Bidder Official Stamp

